

American English

First Friends 1

Activity Book

Susan Iannuzzi




OXFORD

First Friends

1

Activity Book



Susan Iannuzzi

OXFORD
UNIVERSITY PRESS


Level 1 Scope and Sequence

Topics & Objectives	Vocabulary	Structure	Values & Everyday English	Songs & Projects	Alphabet
1 Hello (Introductions) <ul style="list-style-type: none"> • Say hello • Introduce yourself to other people 	<i>Baz</i> <i>Jig</i> <i>Pat</i> <i>Tess</i> Numbers 1-5	<i>Hello.</i> <i>What's your name?</i> <i>I'm ...</i>	Being polite <i>How are you?</i> <i>I'm fine, thanks.</i>	Hello, Friends! Pat and Jig, Count To Five A & B song	Aa <i>ant</i> Bb <i>bear</i>
2 My Family (Immediate family members) <ul style="list-style-type: none"> • Ask about people • Identify family members 	<i>brother</i> <i>dad</i> <i>grandma</i> <i>grandpa</i> <i>mom</i> <i>sister</i>	<i>Who's this?</i> <i>It's my (grandma).</i>	Respecting your elders <i>After you.</i> <i>Thank you.</i>	Who's This? C & D song	Cc <i>cloud</i> Dd <i>donut</i>
3 My School (School possessions) <ul style="list-style-type: none"> • Ask about and identify things • Listen to and perform simple actions 	<i>bag</i> <i>book</i> <i>chair</i> <i>crayon</i> <i>pencil</i> <i>table</i>	<i>What's this?</i> <i>It's a (bag).</i> <i>Stand up.</i> <i>Sit down.</i> <i>Quiet, please.</i>	Behaving at school <i>Please open your book.</i> <i>Sorry, (Miss Jackson).</i>	Hello, Children. E & F song	Ee <i>elephant</i> Ff <i>frog</i>
4 Colors <ul style="list-style-type: none"> • Ask about and describe objects by color 	<i>blue</i> <i>green</i> <i>orange</i> <i>purple</i> <i>red</i> <i>yellow</i>	<i>What color is it?</i> <i>It's (red).</i>	Taking turns <i>It's your turn.</i>	What Color Is It? Rainbow Colors G & H song Project: making a rainbow	Gg <i>gift</i> Hh <i>hug</i>
5 My Toys <ul style="list-style-type: none"> • Describe toys by color 	<i>ball</i> <i>car</i> <i>doll</i> <i>jump rope</i> <i>teddy</i> <i>toy box</i>	<i>It's a (red) car.</i>	Sharing with others <i>Here. Have my (teddy bear).</i>	It's a Purple Doll I, J, & K song	Ii <i>igloo</i> Jj <i>jam</i> Kk <i>kangaroo</i>



Topics & Objectives	Vocabulary	Structure	Values & Everyday English	Songs & Projects	Alphabet
6 My Face <ul style="list-style-type: none"> Identify parts of the face using pronouns 	ears eyes face mouth nose Numbers 6–10	<i>Wash your (face).</i> <i>Dry your (ears).</i> <i>Touch your (ears).</i> <i>Clap.</i>	Keeping clean <i>(Wash) your (face), please.</i> <i>Yes, Mom.</i>	1, 2, 3 L, M, & N song Project: decorating a T-shirt	Ll <i>lemon</i> Mm <i>monkey</i> Nn <i>nest</i>
7 My Clothes <ul style="list-style-type: none"> Identify clothes using pronouns 	<i>cap</i> <i>jacket</i> <i>pants</i> <i>shoes</i> <i>skirt</i> <i>T-shirt</i>	<i>This is my (skirt).</i> <i>These are your (shoes).</i>	Respecting your clothes <i>Put on your smock.</i> <i>Yes, Miss Jackson.</i>	These Are Pants. O, P, & Q song Project: decorating a T-shirt	Oo <i>octopus</i> Pp <i>penguin</i> Oq <i>quiet</i>
8 Food <ul style="list-style-type: none"> Ask about and request quantities of food 	<i>banana</i> <i>cookie</i> <i>orange</i> <i>sandwich</i> <i>tomato</i> <i>water</i>	<i>How many (cookies)?</i> <i>(Three) (cookies), please.</i> Plurals	Eating healthily <i>Have a healthy snack.</i>	A Sandwich For You. R, S, & T song	Rr <i>rainbow</i> Ss <i>sun</i> Tt <i>tiger</i>
9 On the Farm (Farm animals) <ul style="list-style-type: none"> Ask about and identify animals 	<i>chicken</i> <i>cow</i> <i>duck</i> <i>goat</i> <i>horse</i> <i>pig</i>	<i>Is it a (goat)?</i> <i>Yes, it is.</i> <i>No, it isn't.</i>	Respecting nature <i>Don't touch, please.</i>	Is it a Duck? Hello, Pig! U, V, & W song Project: making an animal puppet	Uu <i>up</i> Vv <i>violin</i> Ww <i>wave</i>
10 Big and Small (Sizes) <ul style="list-style-type: none"> Ask about and describe things by size 	<i>big</i> <i>long</i> <i>short</i> <i>small</i> <i>thick</i> <i>thin</i>	<i>It's (big).</i> <i>Is it (short)?</i>	Working together <i>Let's do it together.</i> OK.	It's Small. X, Y, & Z song Alphabet song	Xx <i>box</i> Yy <i>yo-yo</i> Zz <i>zipper</i>

Lesson 1

1 Trace and color. Say 'Hello!'


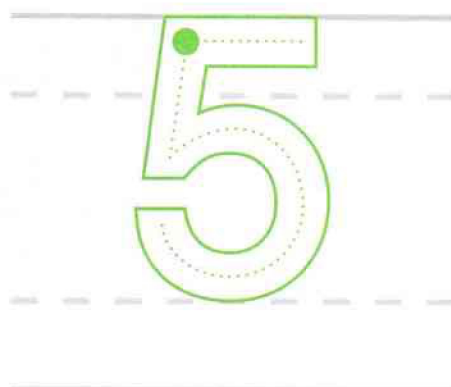

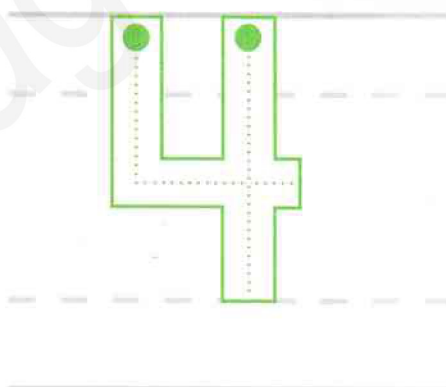
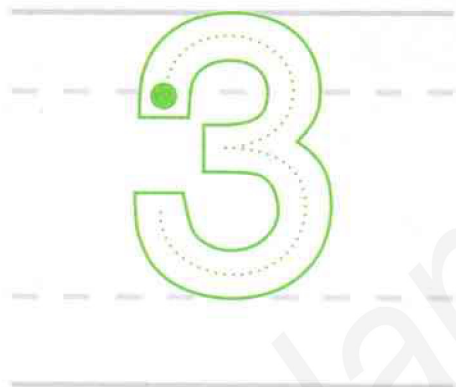

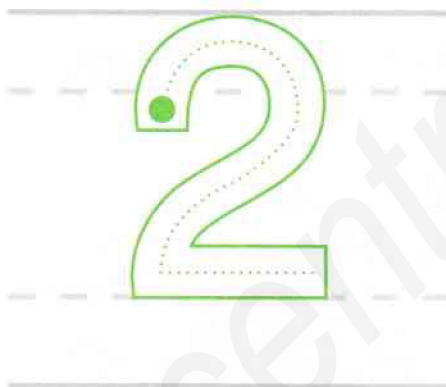
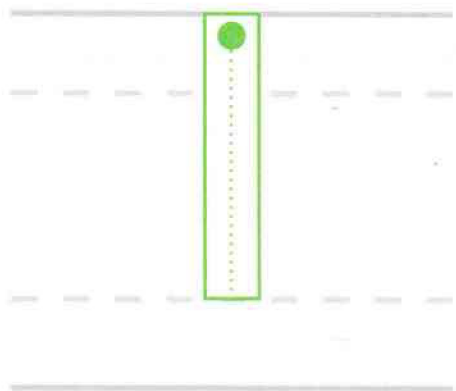


1 Trace. Draw you and say.


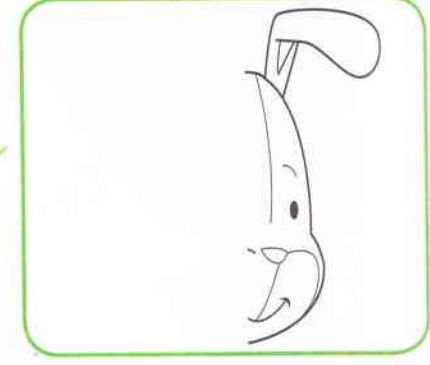

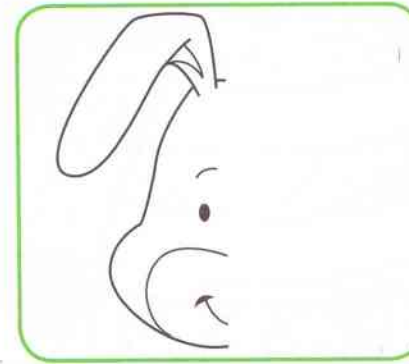





Lesson 3

1 Trace and say. Count.



1 Match and say. Color.




Lesson 5

1 Trace and say.



1 Trace and say. Color.

a B









b A

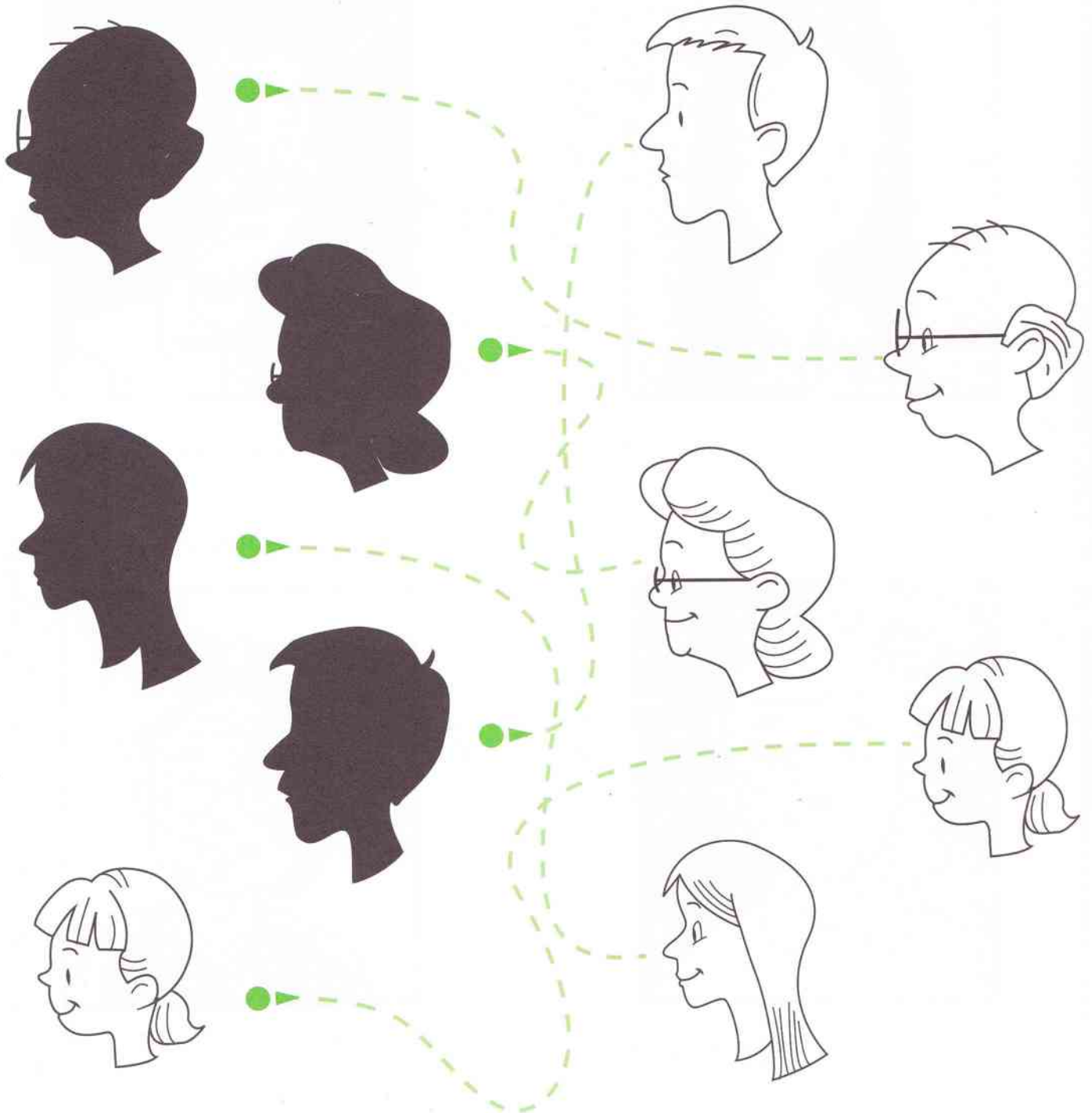


Review

1 Find and circle. Say.






1 Match and say. Color.





Lesson 2

1 Trace and say. Color.




1 Trace. Draw your family and say.







Lesson 4

1 Trace and say.




1 Match and say. Color.



Lesson 6

1 Say and circle. Color.

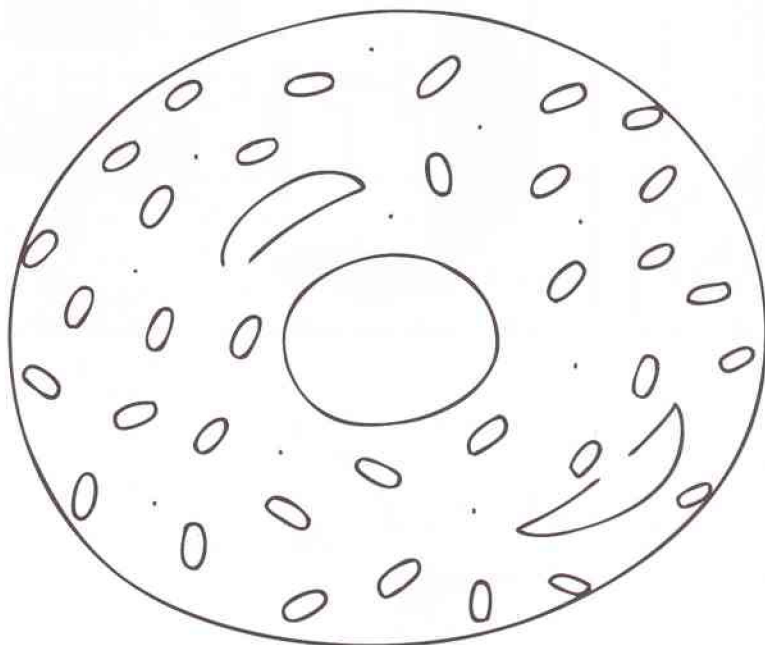


a

b

c

d




a

b

c


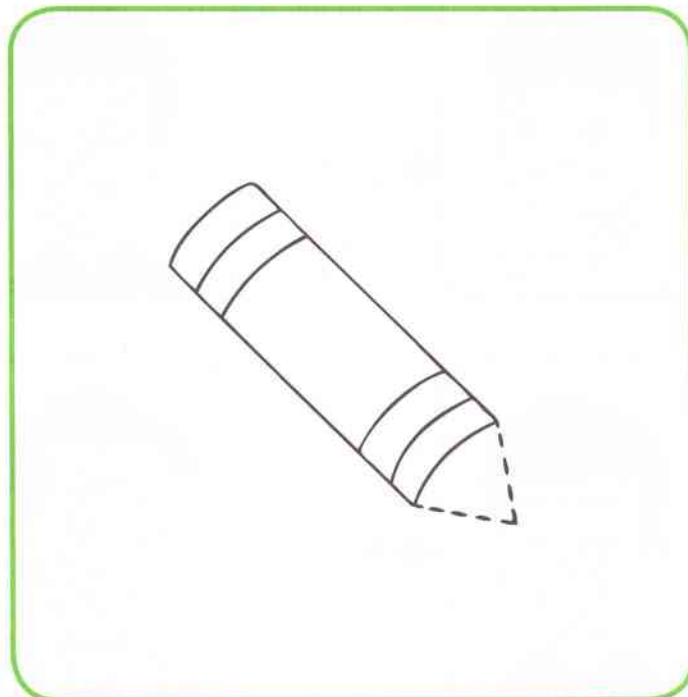

d

1 Say and join.



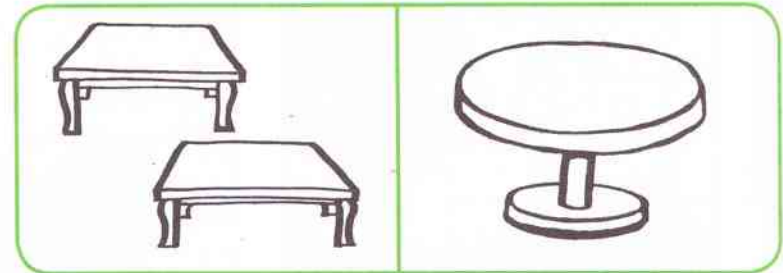
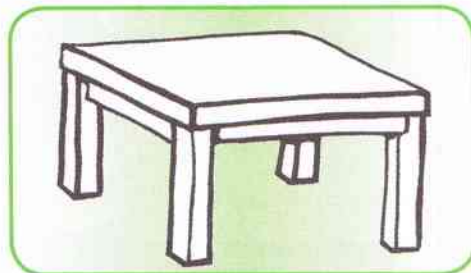

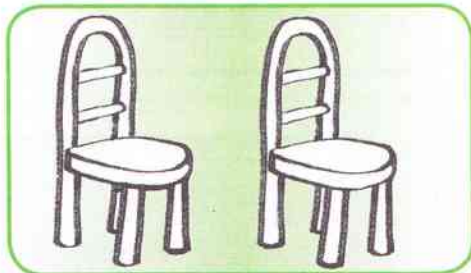
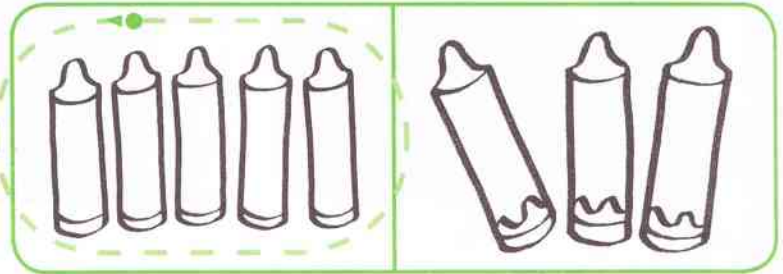
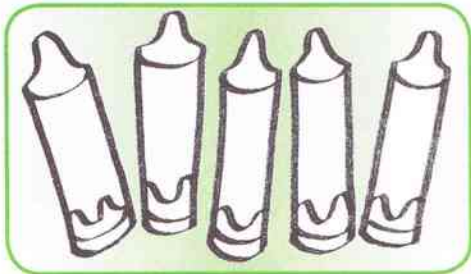
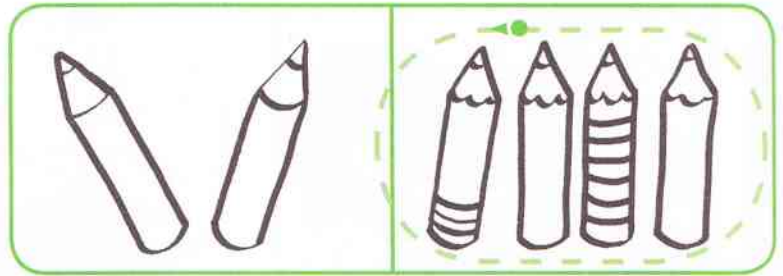



Lesson 1

1 Trace and say. Color.







1 Say and circle. Color.





Lesson 3

1 Trace, say, and draw. Do.





1 Match and say. Do.



Lesson 5

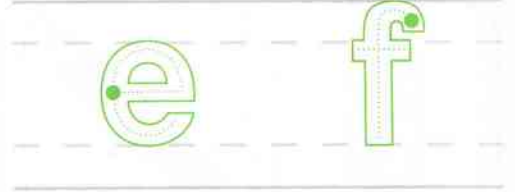
1 Match and say. Color.







1 Say and trace.

a b c

d



2 Say and circle. Color.



e f

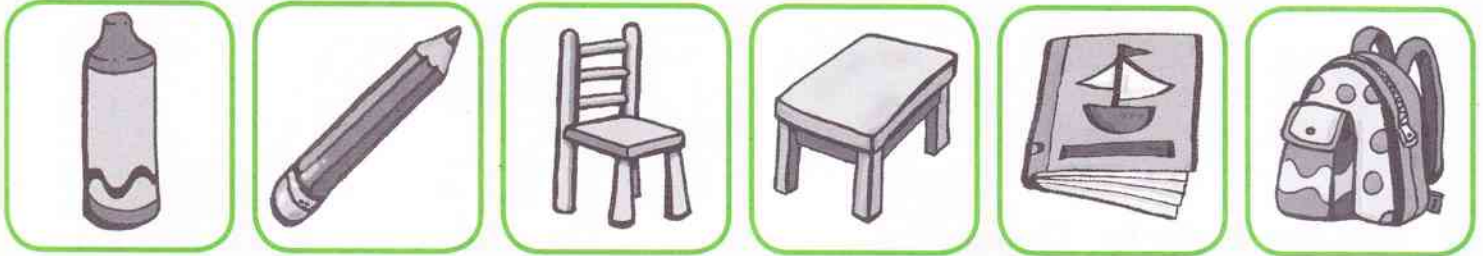
e f

E F

E F

Review

1 Find and circle. Say.



1 Say and color.

blue

green

orange


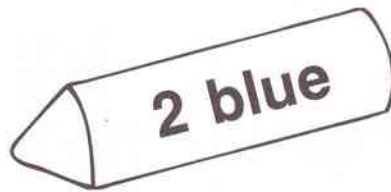
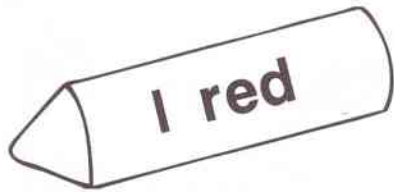
red

yellow

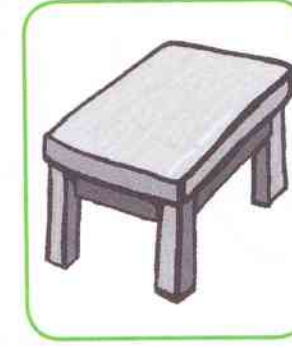
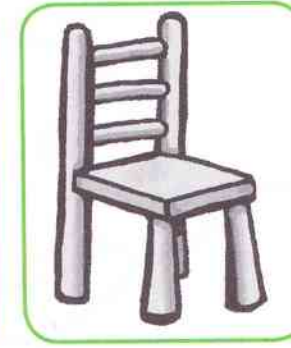
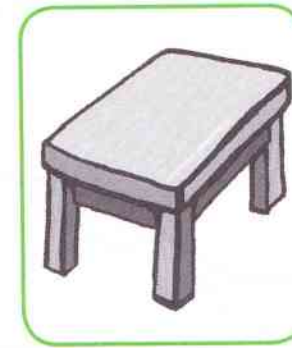

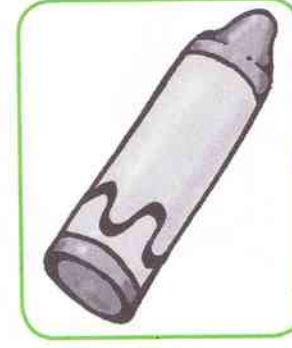
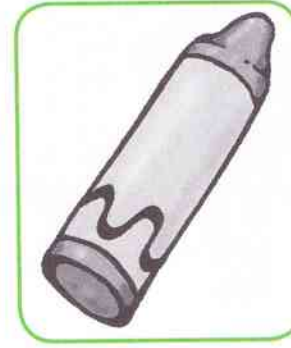



purple

Lesson 2

1 Look and color.




1 Say and join.




Lesson 4

1 Trace and color. Sing.



1 Match and say. Color.



Lesson 6

1 Trace and say. Color.

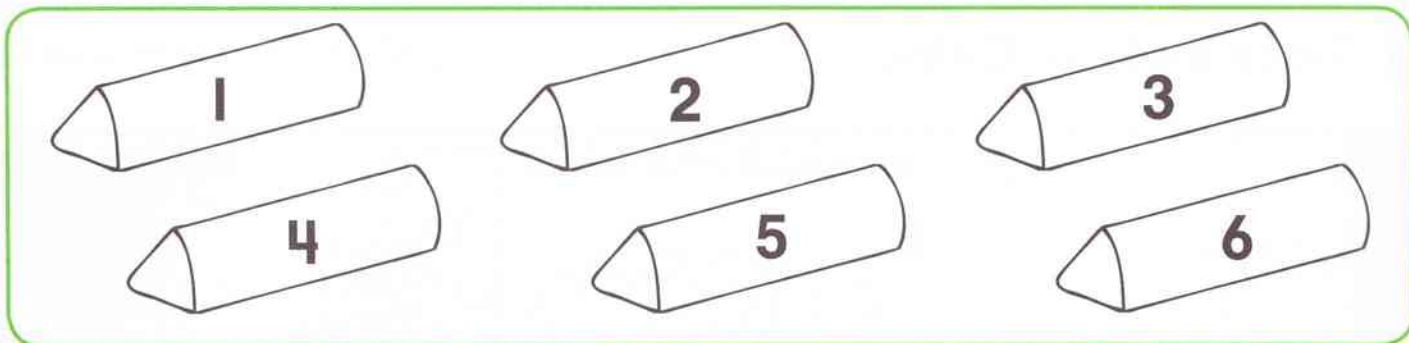
g H




h G



1 Choose and color. Say.



2 Look and color.





Lesson 1

1 Trace and say. Color.


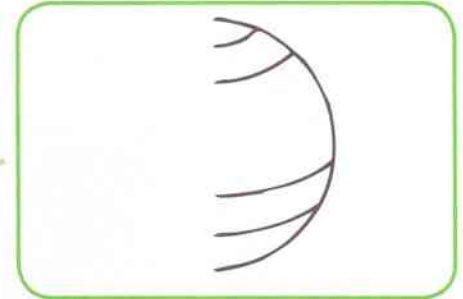
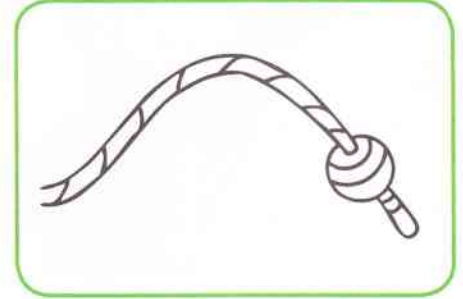

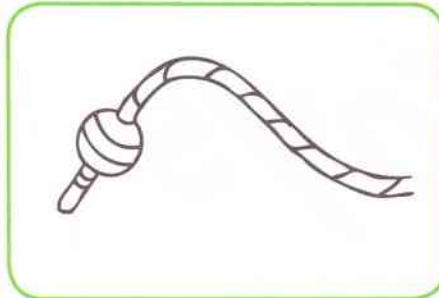
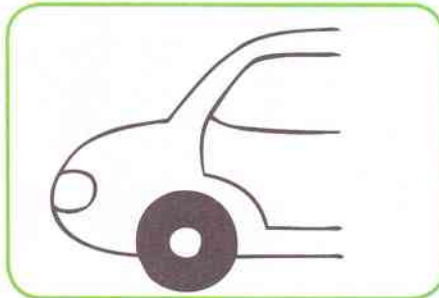

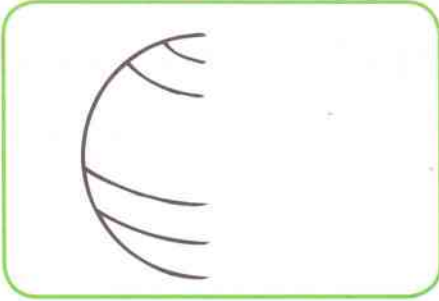


1 Draw and color. Say.




Lesson 3

1 Match and say. Color.






1 Match and say. Color.




Lesson 5

1 Match and say. Color.

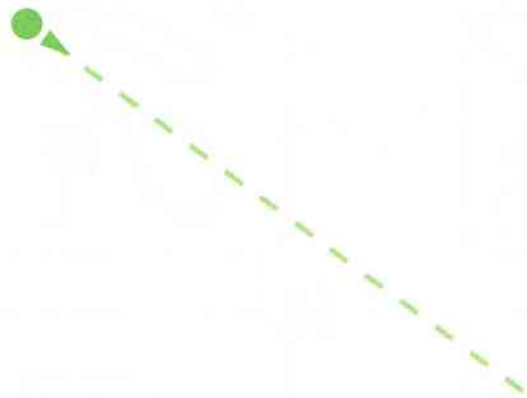



1 Say and trace.


abcdefghijklmnopqrstuvwxyz



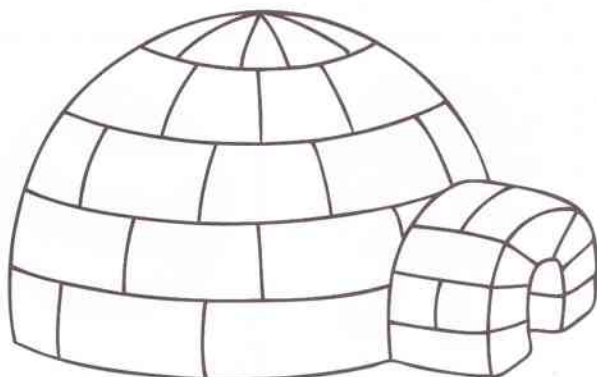
2 Match and say. Color.



I i






J j



K k

Review

1 Find and circle. Say.

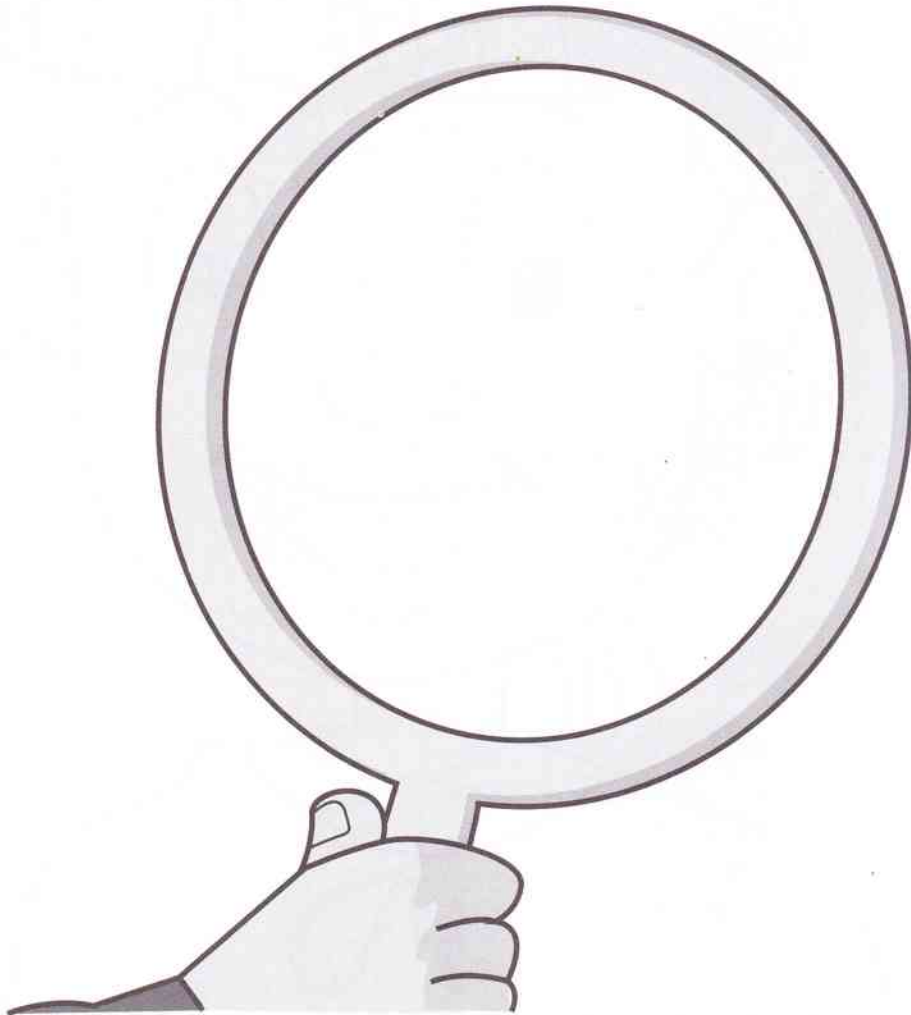



1 Trace and say. Color.



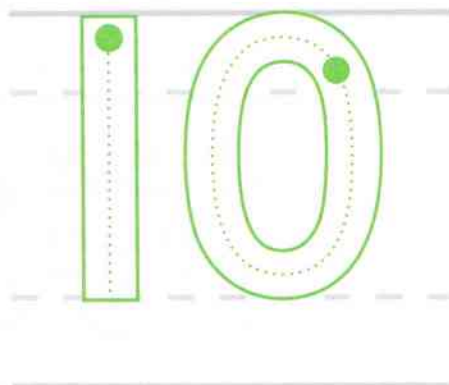

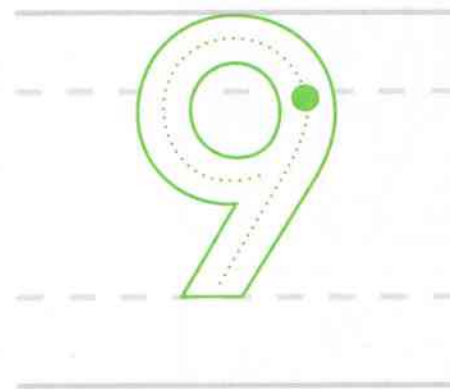

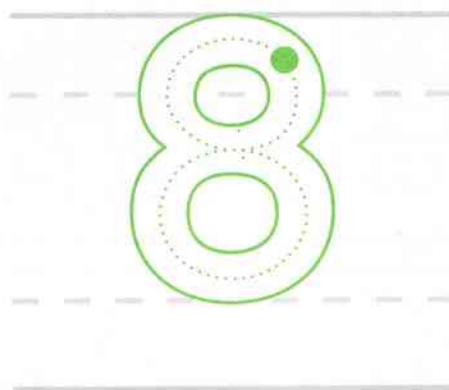
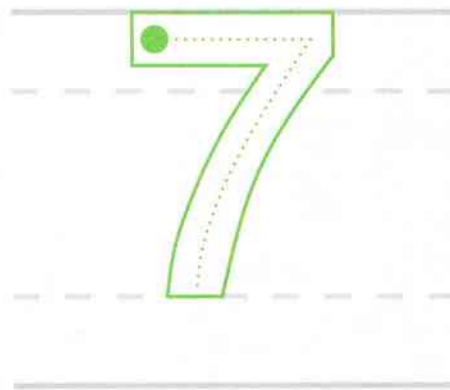

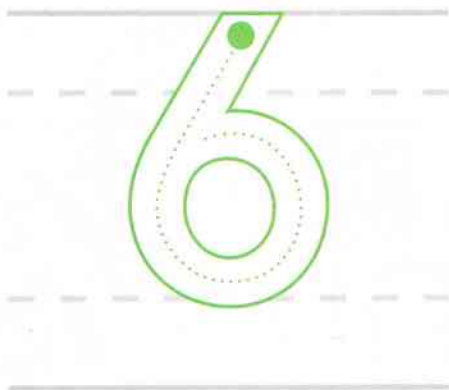
Lesson 2

1 Draw and color. Say.



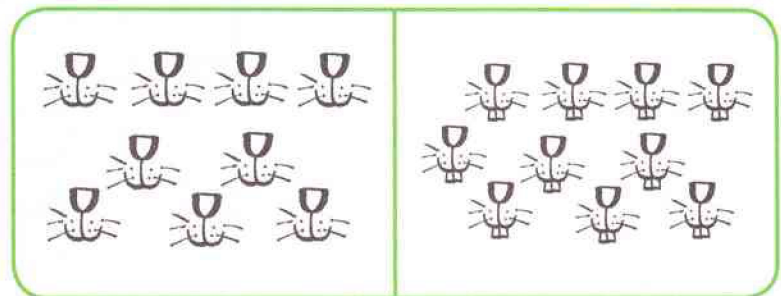
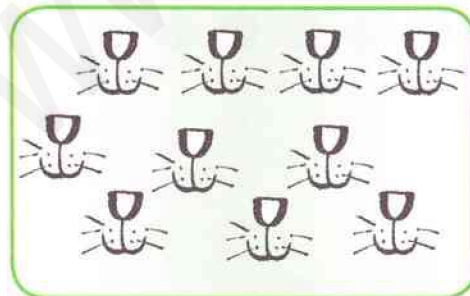
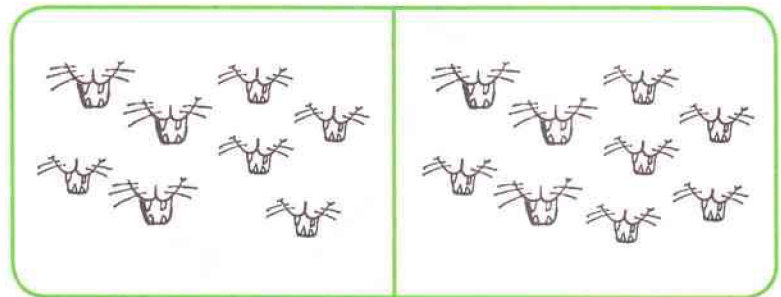
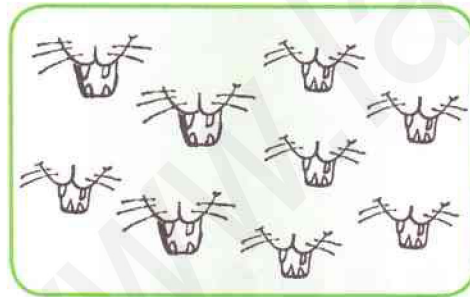
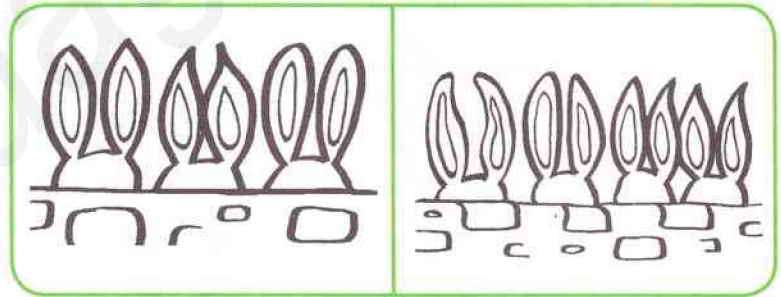


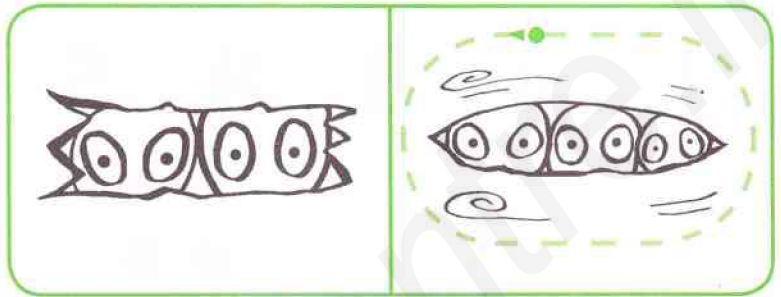
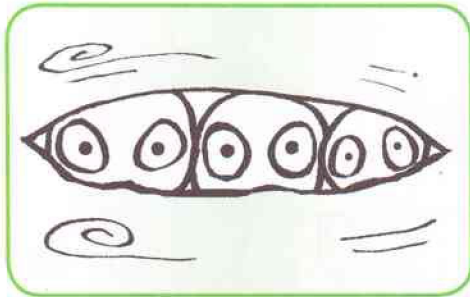
1 Trace and say. Count.

1 2 3 4 5






Lesson 4

1 Say and circle. Color.



1 Match and say. Color.



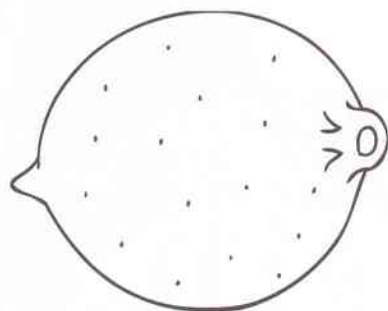


Lesson 6



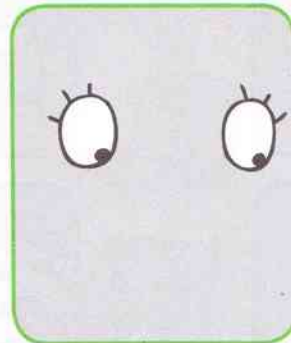




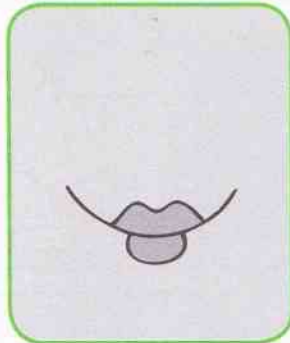

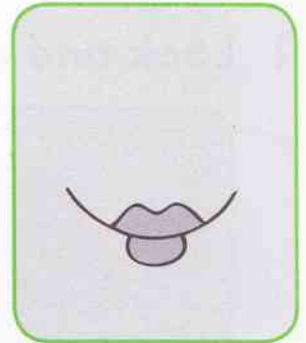

1 Say and match.



2 Say and circle. Color.

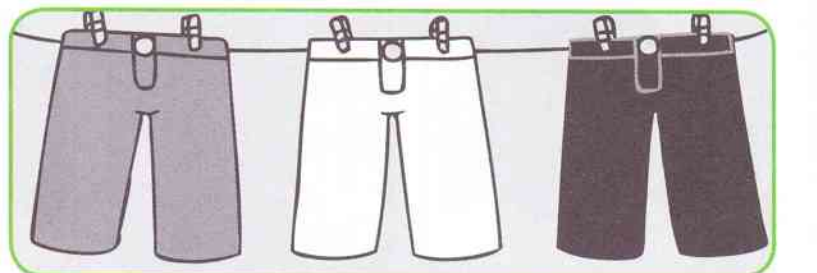
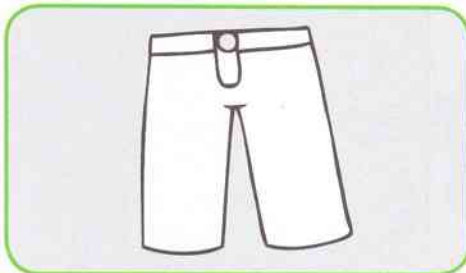

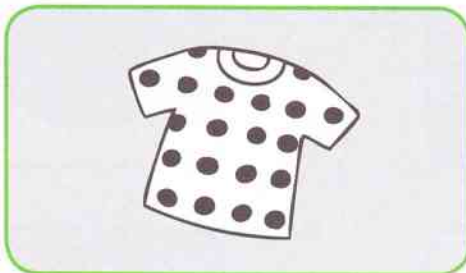



1 Say and join.




Lesson 1

1 Look and circle. Say.



1 Find and circle. Say.

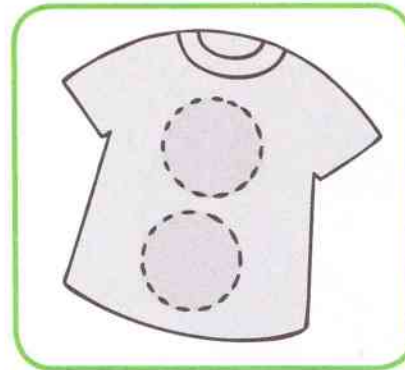

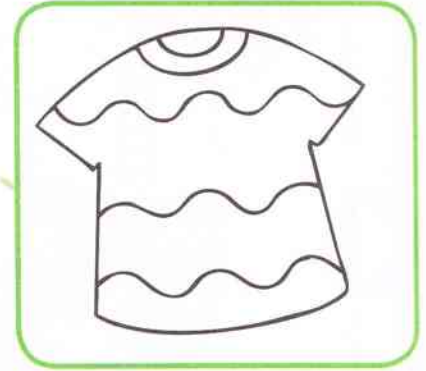
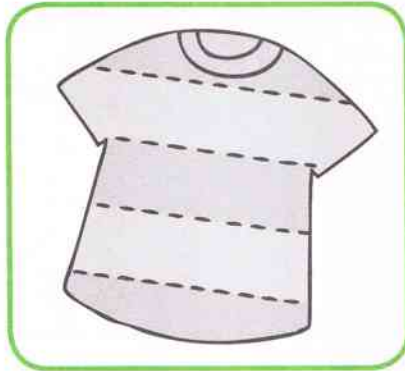
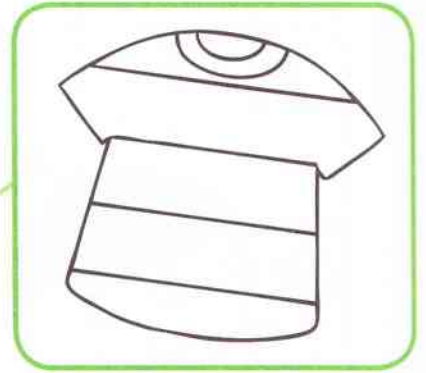



Lesson 3

1 Draw and color. Say.






1 Trace and find. Match.



Lesson 5

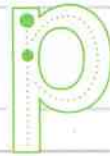
1 Match and say. Color.



1 Say and trace.

a b c d e f g h i j k l

m n




2 Match and say. Color.




p

O



o

Q


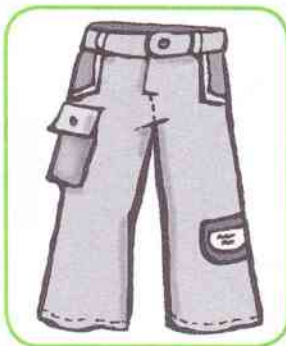
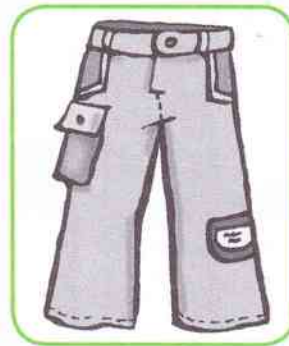


q

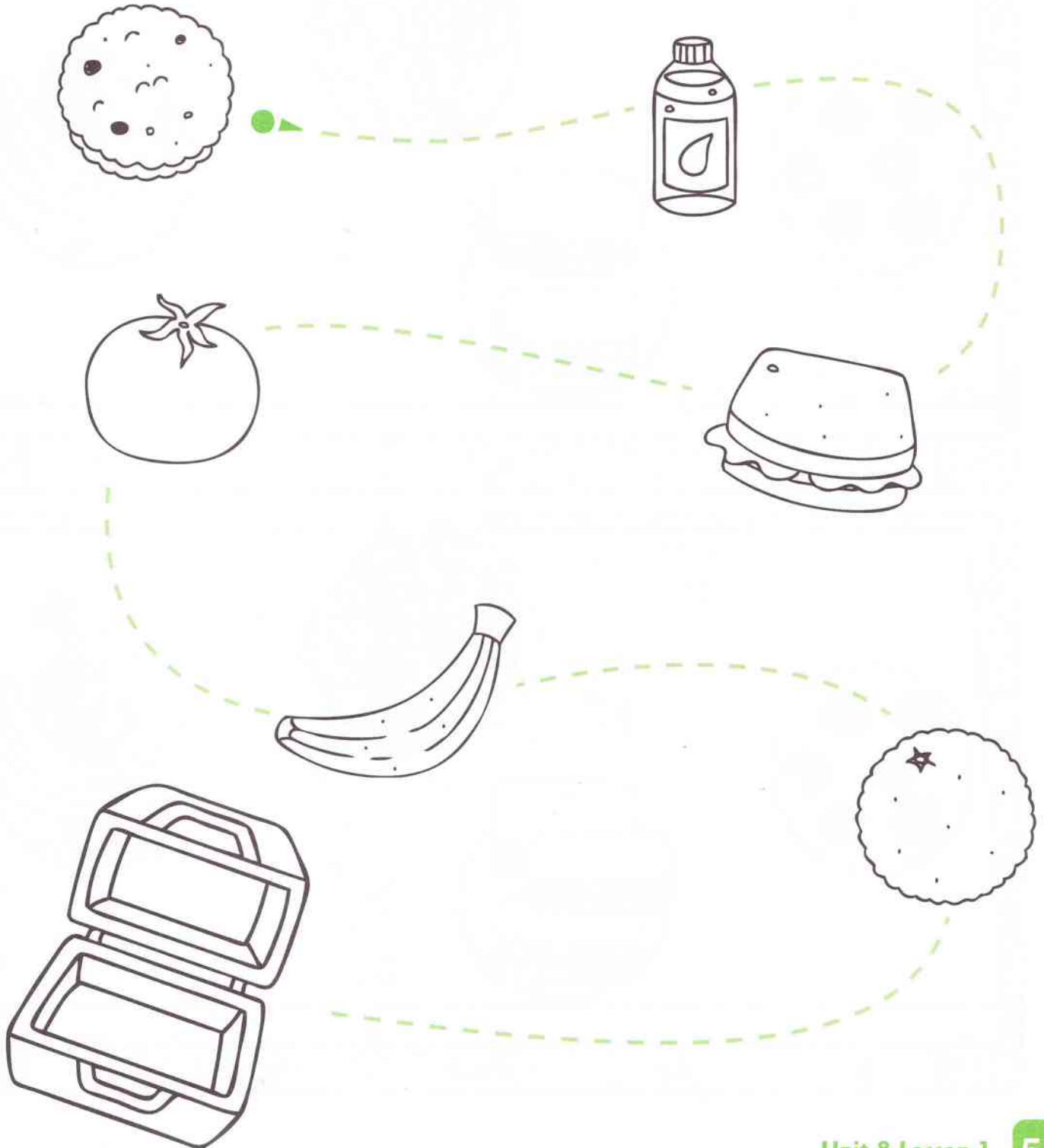
P

Review

1 Say and join.





1 Trace and say. Color.

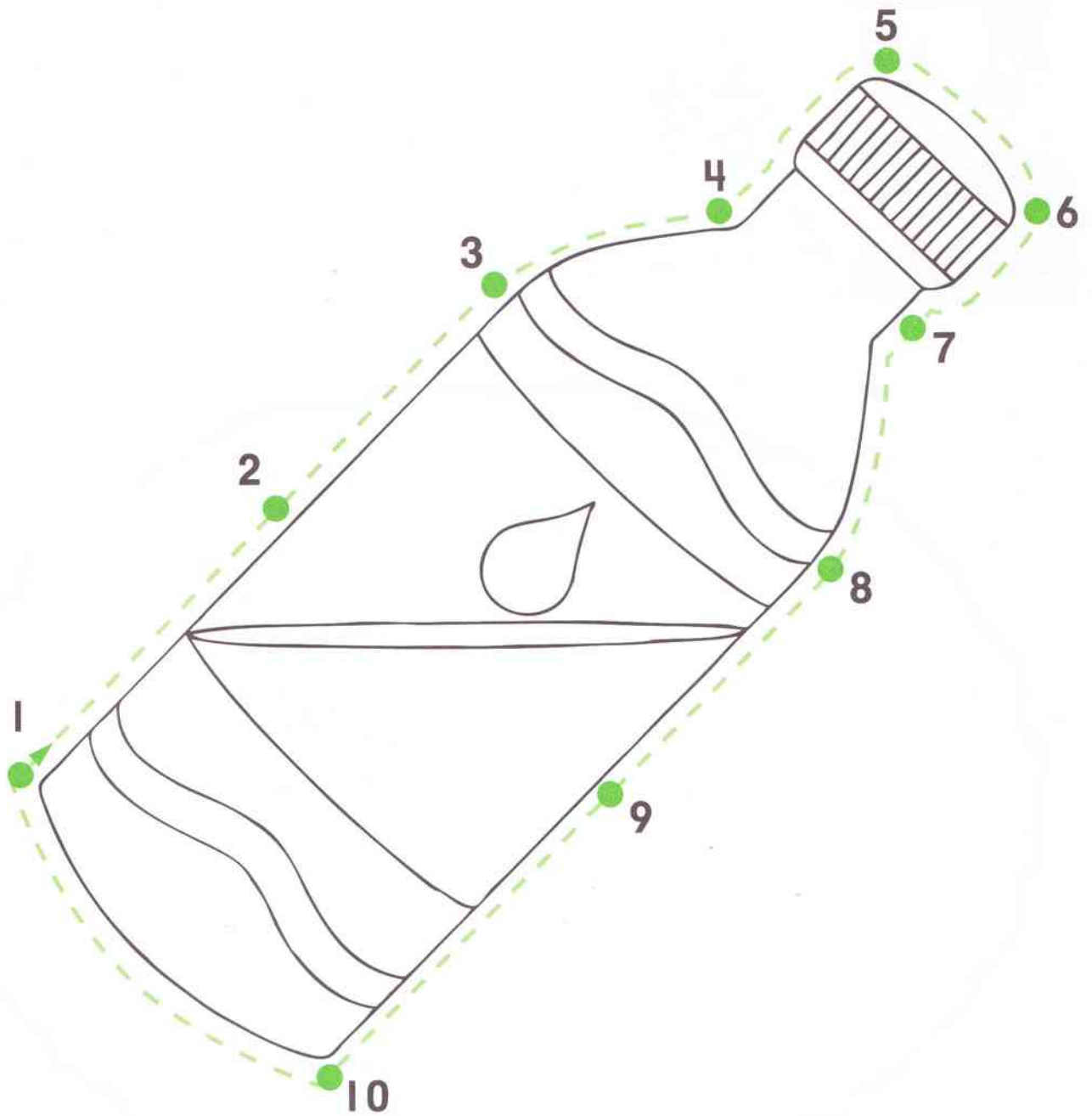


Lesson 2

1 Look and circle. Say.





1 Join and say. Color.






Lesson 4

1 Draw your cookie and say.



1 Match and say. Color.



Lesson 6

1 Say and match.

r



S

s




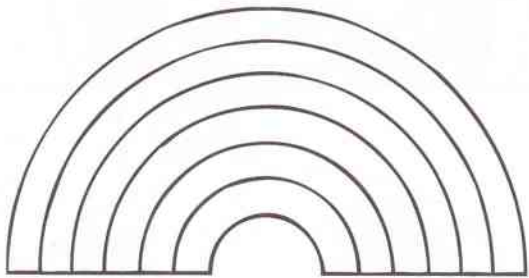
T

t



R

2 Say and circle. Color.



S

T

R

S


T

R

S

T

1 Find and circle. Say.



Lesson 1

1 Match and say. Color.

Two tractors

A bowl

A slice of bacon

An egg

A basket

A pair of legs

A duck

A horse

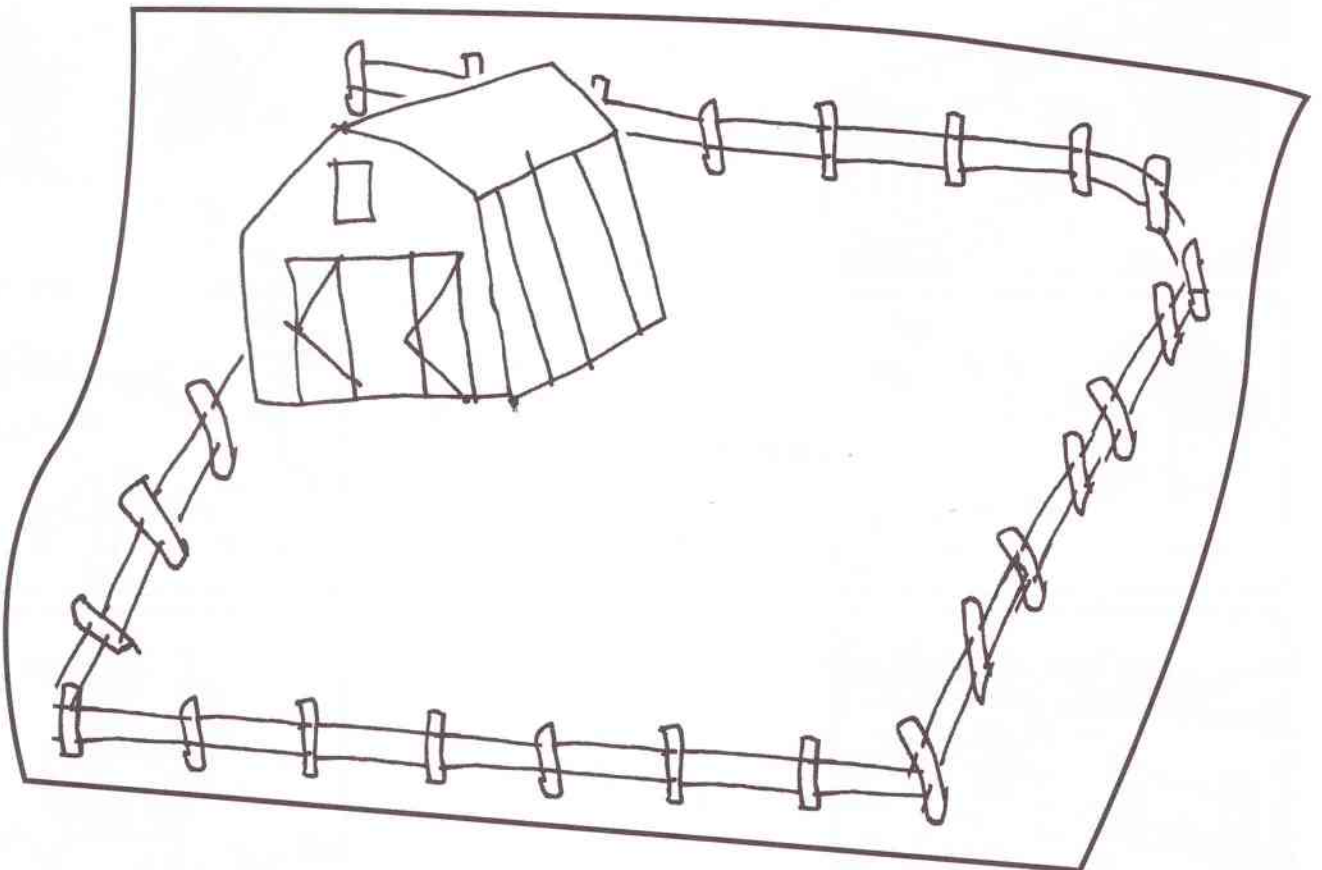

A pig

A goat

A cow





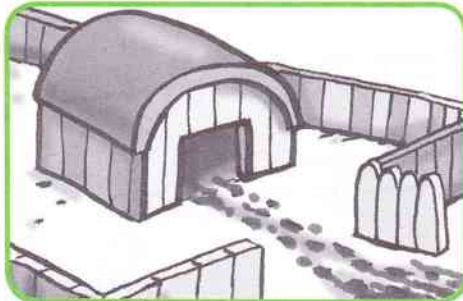


A chicken

1 Draw animals and say.







Lesson 3

1 Trace and say.





1 Draw and say. Color.



Lesson 5

1 Match and say. Color.

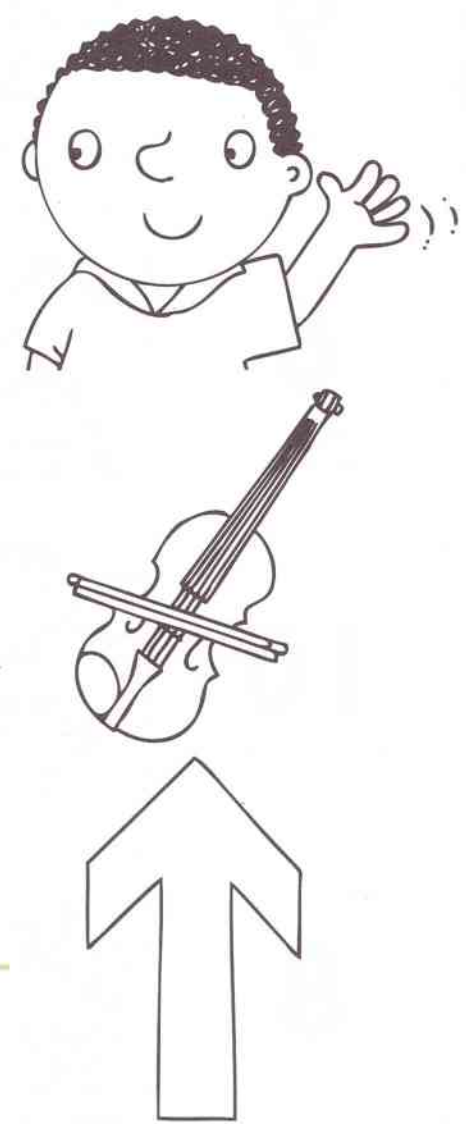


1 Say and trace.

a b c d e f g h i j k l
 m n o p q r s t u v w

2 Match and say. Color.


u w
 v u
 w v




Review

1 Say. Count and color.

7




9




6







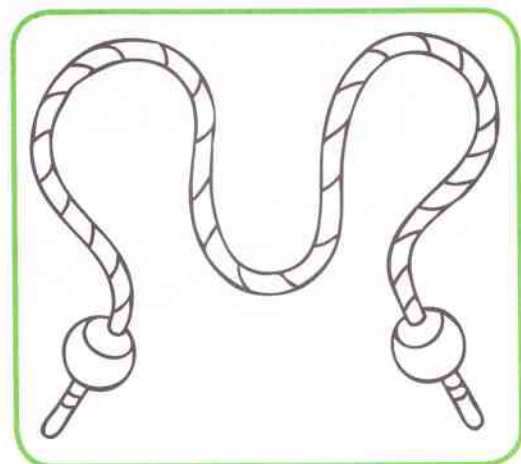
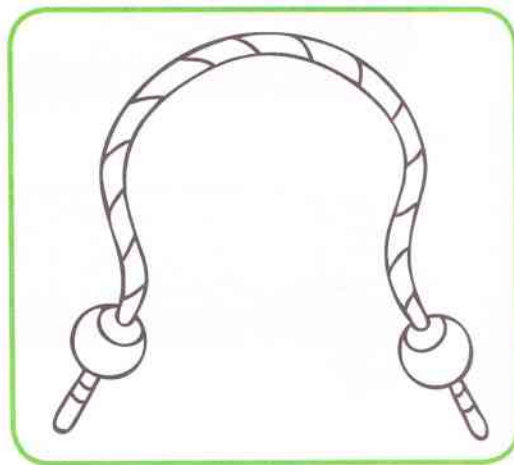
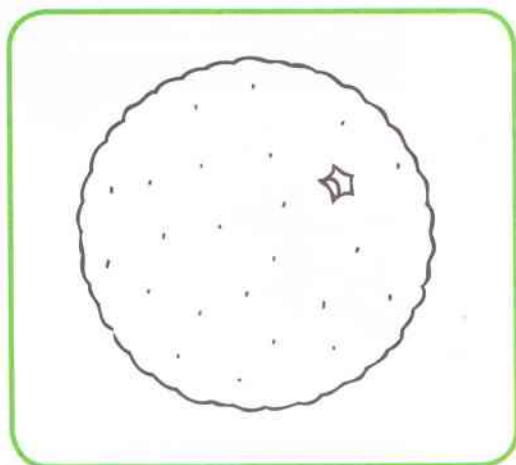
10



8

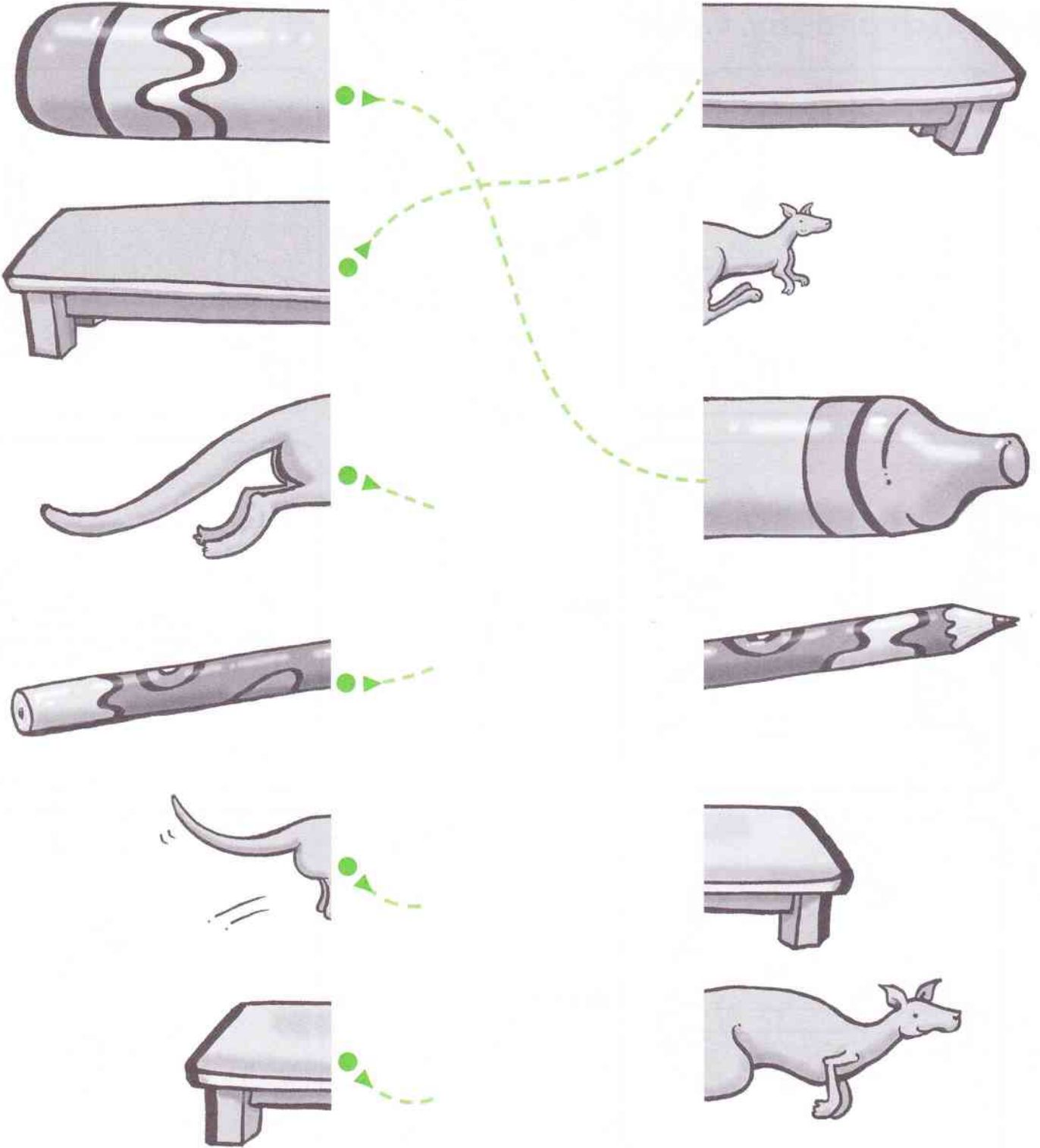


1 Match and say. Color.

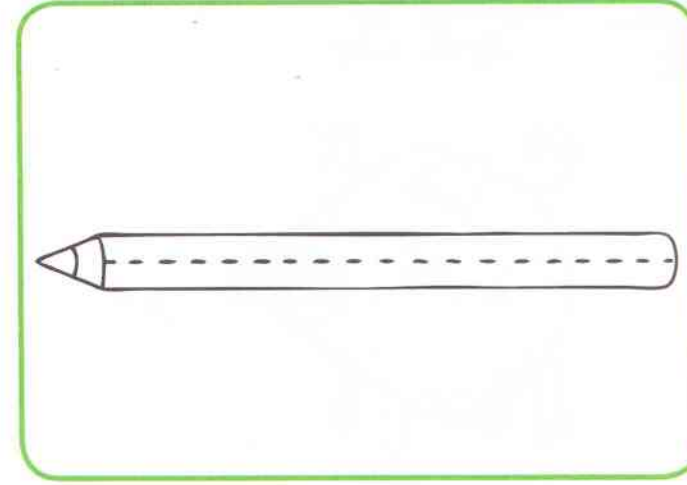
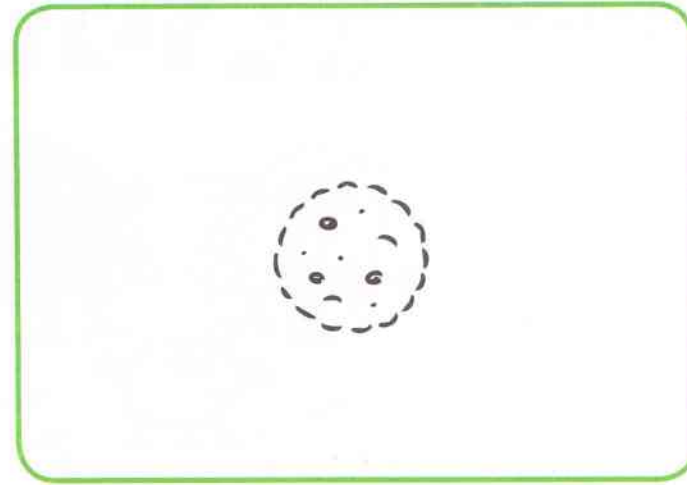

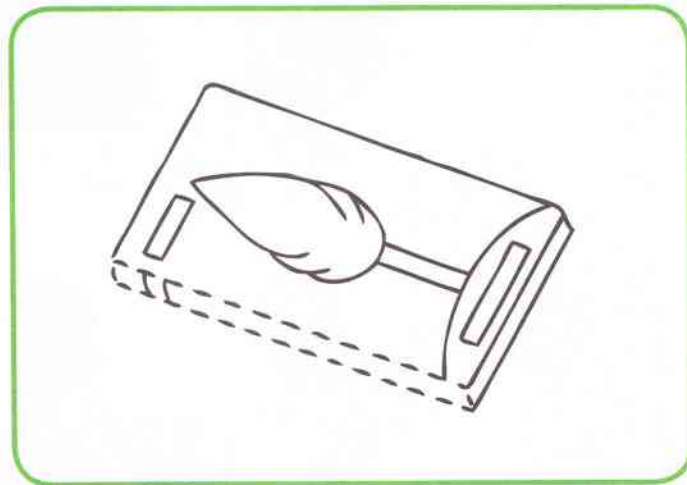

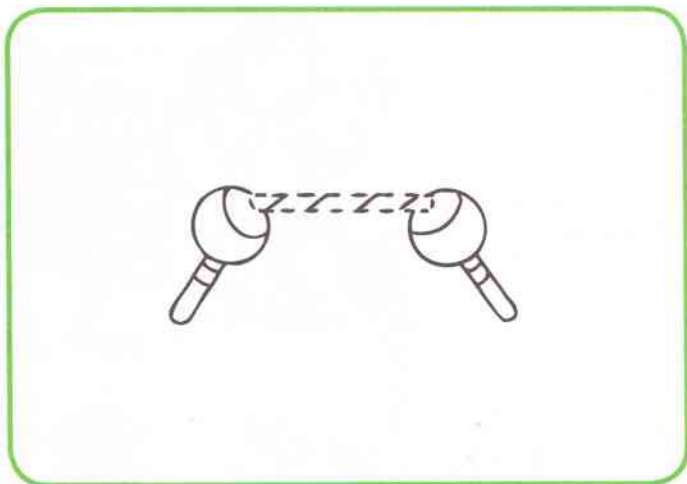


Lesson 2

1 Match and say.








1 Trace and say. Color.




Lesson 4

1 Match and say.

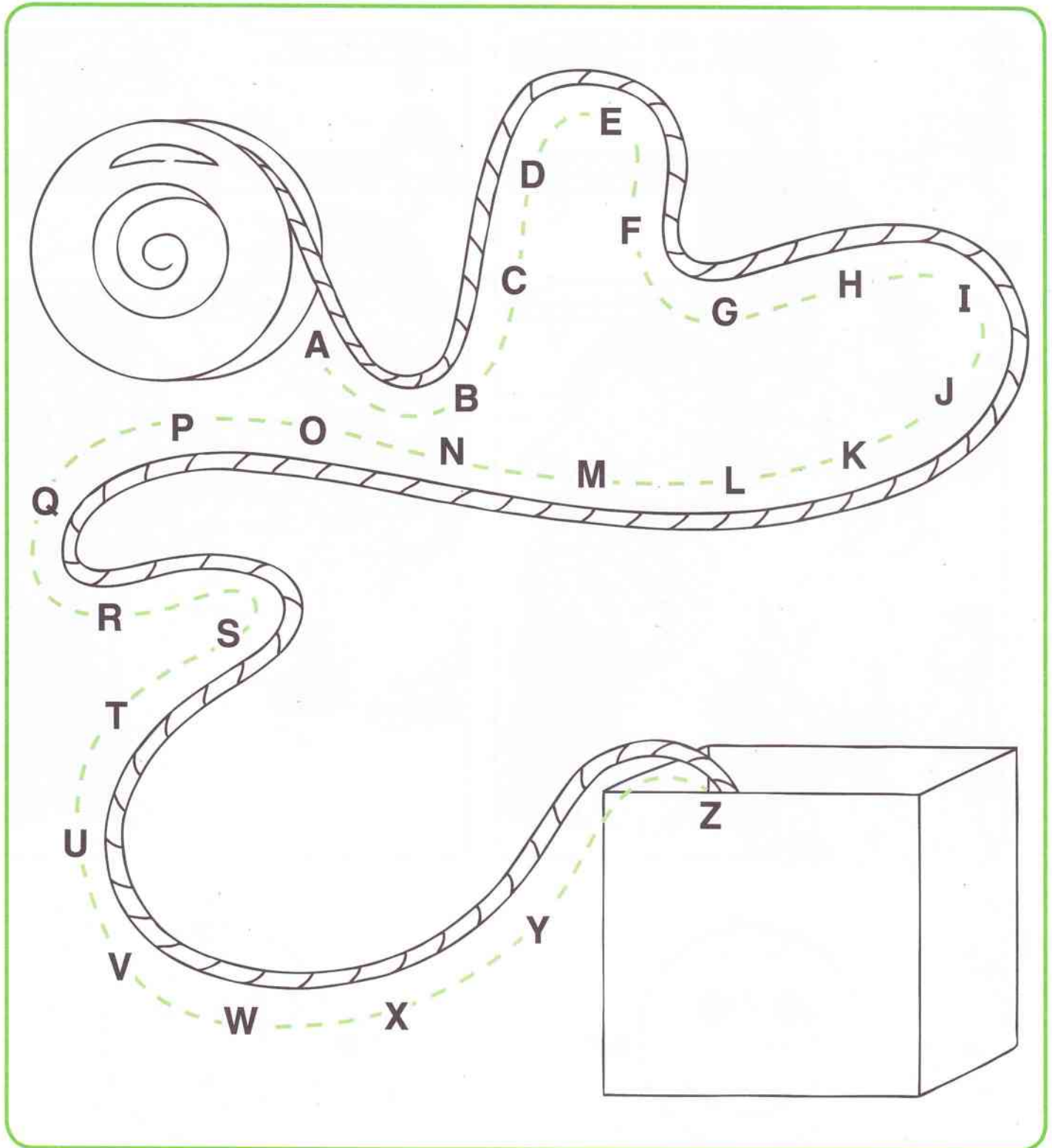


1 Match and say. Color.





Lesson 6

1 Trace and say. Color.




1 Look and circle. Say.



www.languagecentre.ir

Picture Dictionary


Aa



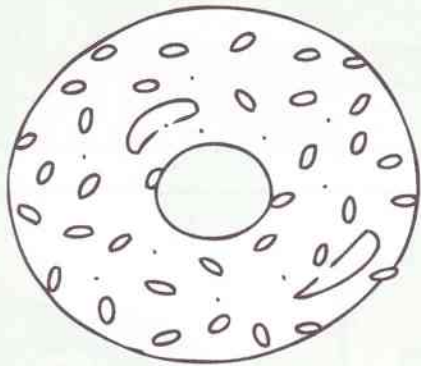
Bb




Cc




Dd



Ee



Ff



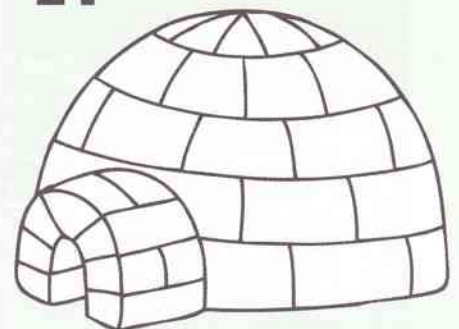
Gg




Hh




Ii



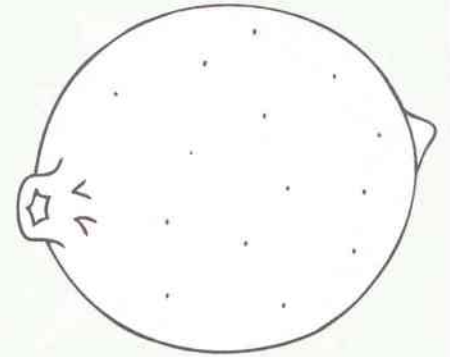
Jj



Kk



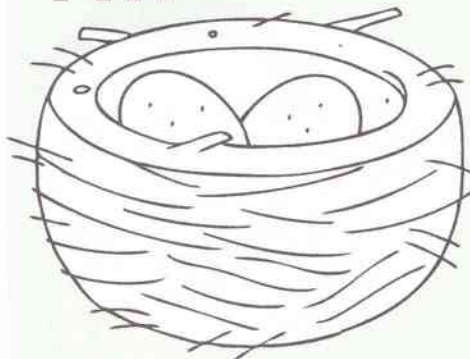
Ll




Mm




Nn



Oo



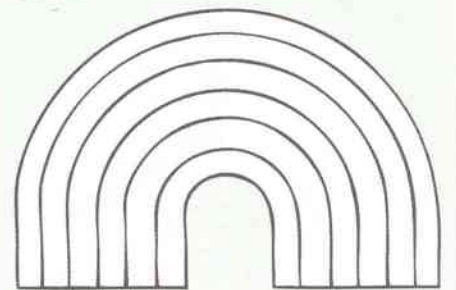
Pp




Qq




Rr



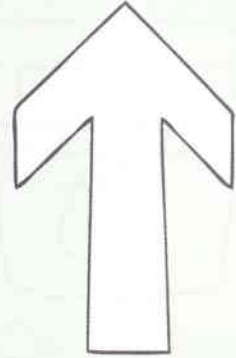
Ss




Tt



Uu



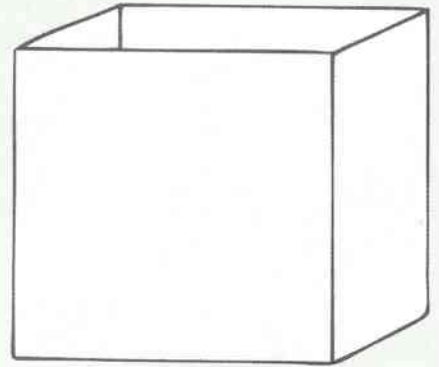
Vv




Ww



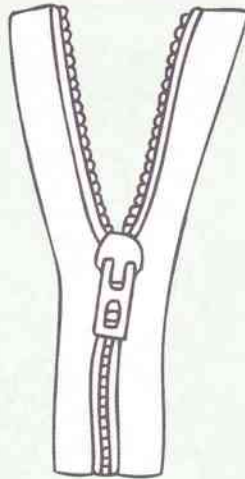
Xx




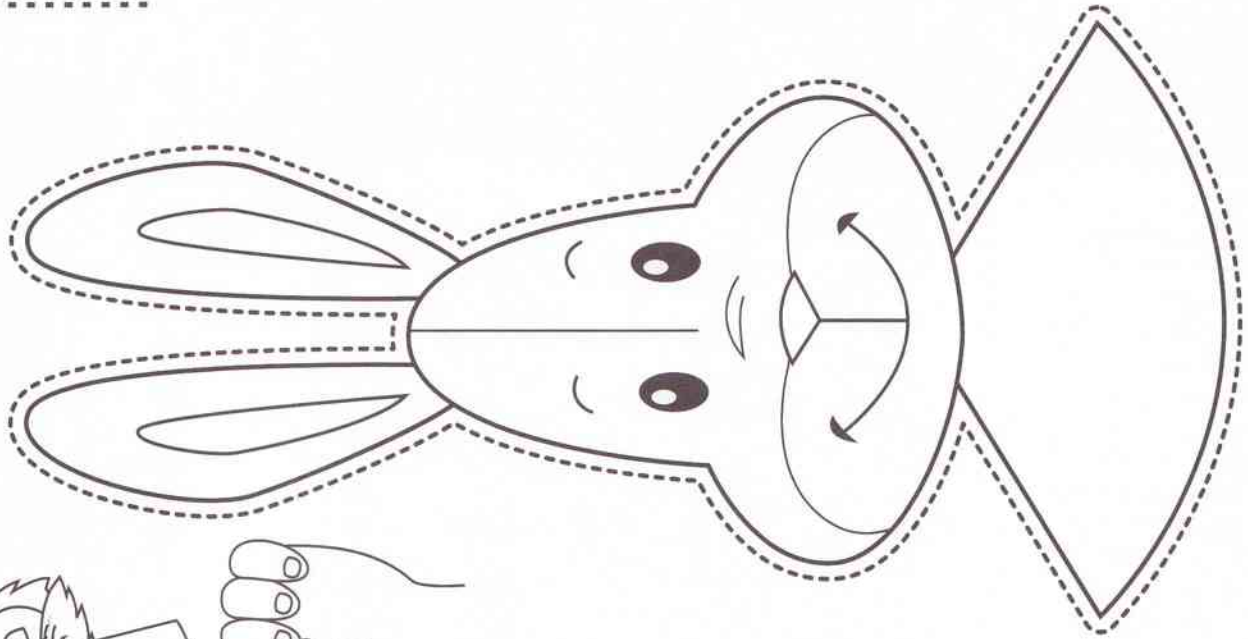




Yy



Zz







Songs

Unit 1

Lesson 1

Hello, hello, hello friends.
Hello, hello, how are you?
I'm fine, I'm fine, I'm fine,
Thank you!
I'm fine, I'm fine, I'm fine,
Thank you!

Hello, hello, hello friends.
Hello, hello, hello friends.
Hello, hello, hello friends.
Time to play today!

Lesson 3

Pat and Jig
Count to 2. 1... 2.
Pat and Jig
Clap for you.
1 (1 clap)
2 (2 claps)
Pat and Jig
Count to 3. 1... 2... 3.
Pat and Jig.
Clap for me.
1 (1 clap)
2 (2 claps)
3 (3 claps)
Pat and Jig.
Count to 4. 1... 2... 3... 4.
Pat and Jig.
Clap some more.
1 (1 clap)
2 (2 claps)
3 (3 claps)
4 (4 claps)
Pat and Jig
Count to 5.
Pat and Jig
Ready to hide!
1... 2... 3... 4... 5!

Unit 2

Lesson 3

Who's this? Who's this?
It's my mom. It's my mom!
Who's this? Who's this?
It's my dad. It's my dad!
Who's this? Who's this?
It's my grandma. It's my
grandma!
Who's this? Who's this?
It's my grandpa. It's my
grandpa!

Unit 3

Lesson 3

Hello, children. Hello, children.
Quiet, please. Quiet, please.
Thank you. Thank you. Thank
you.
Thank you, children.
Hello, children. Hello, children.
Stand up, please. Stand up,
please.
Thank you. Thank you. Thank
you.
Thank you, children.

Unit 4

Lesson 3

It's a bag!
What color is it?
It's red!
Red! Red!
It's a book!
What color is it?
It's green!
Green! Green!
It's a chair!
What color is it?
It's yellow!
Yellow! Yellow!
It's a pencil!
What color is it?
It's blue!
Blue! Blue!

Lesson 4

Red and orange and yellow
too.
Rainbow colors for me and
you.
Colors for me, Colors for you
Rainbow colors for me and
you.
Green and blue and purple,
too.
Rainbow colors for me and
you.
Colors for me, Colors for you
Rainbow colors for me and
you.

Unit 5

Lesson 3

It's a purple doll.
It's a green doll.
It's an orange doll.
It's a blue doll.

It's a purple ball.
It's a green ball.
It's an orange ball.
It's a blue ball.
[repeat]

Unit 6

Lesson 3

1, 2, 3
Three noses
Look and see!
1, 2, 3, 4, 5, 6, 7
Seven ears
Listen, listen!
1, 2, 3, 4, 5, 6, 7, 8, 9, 10
Ten funny faces.
Count them again!

Unit 7

Lesson 3

These are pants.
These are pants.
These are pants.
And these are shoes.
These are shoes.
These are shoes.
These are shoes.
And this is a skirt.
This is a skirt.
This is a skirt.
This is a skirt.
And this is a T-shirt.
This is a T-shirt.
This is a T-shirt.
This is a T-shirt.
And this is me!
It's red. It's yellow. It's purple.
It's blue.
It's my T-shirt!
I can paint! And so can you!
It's orange. It's green. It's
yellow. It's blue.
It's my T-shirt!
I can paint! And so can you!

Unit 8

Lesson 3

A sandwich for you.
A sandwich for me.
Mmm-mmm. Mmm-mmm.
A cookie for you.
A cookie for me.
Mmm-mmm. Mmm-mmm.

A tomato for you.
A tomato for me.
Mmm-mmm. Mmm-mmm.
A tomato for you.
A tomato for me.
Mmm-mmm. Mmm-mmm.

A banana for you.
A banana for me.
Mmm-mmm. Mmm-mmm.
Two oranges for you.
Two oranges for me.
Mmm-mmm. Mmm-mmm.

Unit 9

Lesson 3

Quack, quack, quack, quack.
Quack, quack, quack, quack.
Is it a duck? Is it a duck?
Yes, yes, yes! It's a...!
Moo, moo, moo, moo.
Moo, moo, moo, moo.
Is it a cow? Is it a cow?
Yes, yes, yes! It's a...!
Cluck, cluck, cluck, cluck.
Cluck, cluck, cluck, cluck.
Is it a chicken? Is it a chicken?
Yes, yes, yes! It's a...!
Neigh, neigh, neigh, neigh.
Neigh, neigh, neigh, neigh.
Is it a horse? Is it a horse?
Yes, yes, yes! It's a...!
Hello, pig. Hello, pig.
Time to play. Time to play.
Oink... oink...oink...
Now run away!
Hello, pig. Hello, pig.
Time to play. Time to play.
Oink... oink...oink...
Now run away!

Unit 10

Lesson 3

It's small. It's long. It's brown,
too.
It's a violin. Here's some music
for you!
It's small. It's long. It's yellow,
too.
It's a banana. Here's some
food for you!
It's long. It's thin. It's fun, too.
It's a jump rope. Here's a toy
for you!

OXFORD
UNIVERSITY PRESS

Great Clarendon Street, Oxford, OX2 6DP, United Kingdom

Oxford University Press is a department of the University of Oxford.
It furthers the University's objective of excellence in research, scholarship,
and education by publishing worldwide. Oxford is a registered trade
mark of Oxford University Press in the UK and in certain other countries

© Oxford University Press 2011

The moral rights of the author have been asserted

First published in 2011

2016 2015 2014 2013 2012

10 9 8 7 6 5 4 3 2

No unauthorized photocopying

All rights reserved. No part of this publication may be reproduced, stored
in a retrieval system, or transmitted, in any form or by any means, without
the prior permission in writing of Oxford University Press, or as expressly
permitted by law, by licence or under terms agreed with the appropriate
reprographics rights organization. Enquiries concerning reproduction outside
the scope of the above should be sent to the ELT Rights Department, Oxford
University Press, at the address above

You must not circulate this work in any other form and you must impose
this same condition on any acquirer

Links to third party websites are provided by Oxford in good faith and for
information only. Oxford disclaims any responsibility for the materials
contained in any third party website referenced in this work

ISBN: 978 0 19 443367 9

Printed in China

This book is printed on paper from certified and well-managed sources

ACKNOWLEDGEMENTS

Illustrations by: John Haslam pp.4, 5, 7, 10, 11, 12, 13, 14, 17, 31, 33, 39, 40, 56,
61, 77; Catby Hughes pp.8, 9, 15, 16, 18, 20, 22, 23, 26, 28, 29, 30, 32, 34, 36,
37, 43, 44, 45, 46, 48, 49, 50, 51, 54, 55, 57, 58, 60, 63, 64, 65, 67, 69, 71, 72, 74,
75, 76; Lisa Williams/Sylvie Poggio Artists pp.19, 21, 24, 27, 35, 38, 42, 47, 52,
59, 62, 66, 68, 70, 73


**The publishers advise that project work involving cutting and
sticking should be carried out under the supervision of an adult.**

First Friends

*first for English, first for fun,
first for young children*

First Friends is a three-level course that makes the first years of learning English motivating and fun.

- The special phonics program is ideal for building letter-recognition skills and letter formation.
- Everyday English is taught through the context of important social values such as learning to share.
- Practical cross-curricular lessons link with other subjects such as math and science.
- Engaging activities focus on making connections and seeing patterns, improving critical thinking skills.



Oxford › making  digital sense

- Student Book with Student Audio CD featuring songs, stories and everyday English
- Activity Book
- Split editions A & B:
Student Book + Activity Book + Student Audio CD
- Teacher's Book
- Picture Cards
- Class Audio CD
- Oxford iTools: Digital Classroom Resources

OXFORD
UNIVERSITY PRESS

ISBN 978-0-19-443367-9



9 780194 433679