

American English

# First Friends

# 1

Student Book

Susan Iannuzzi




OXFORD

Student Audio CD with songs,  
stories, and everyday English

# First Friends

1

Student Book



Susan Iannuzzi

OXFORD  
UNIVERSITY PRESS




# Level 1 Scope and Sequence

Topics & Objectives	Vocabulary	Structure	Values & Everyday English	Songs & Projects	Alphabet
<b>1 Hello</b> (Introductions) <ul style="list-style-type: none"> <li>• Say hello</li> <li>• Introduce yourself to other people</li> </ul>	<i>Baz</i> <i>Jig</i> <i>Pat</i> <i>Tess</i>  Numbers 1–5	<i>Hello.</i> <i>What's your name?</i> <i>I'm ...</i>	Being polite  <i>How are you?</i>  <i>I'm fine, thanks.</i>	Hello, Friends! Pat and Jig, Count To Five A & B song	<b>Aa</b> <i>ant</i> <b>Bb</b> <i>bear</i>
<b>2 My Family</b> (Immediate family members) <ul style="list-style-type: none"> <li>• Ask about people</li> <li>• Identify family members</li> </ul>	<i>brother</i> <i>dad</i> <i>grandma</i> <i>grandpa</i> <i>mom</i> <i>sister</i>	<i>Who's this?</i>  <i>It's my (grandma).</i>	Respecting your elders  <i>After you,</i>  <i>Thank you.</i>	Who's This? C & D song	<b>Cc</b> <i>cloud</i> <b>Dd</b> <i>donut</i>
<b>3 My School</b> (School possessions) <ul style="list-style-type: none"> <li>• Ask about and identify things</li> <li>• Listen to and perform simple actions.</li> </ul>	<i>bag</i> <i>book</i> <i>chair</i> <i>crayon</i> <i>pencil</i> <i>table</i>	<i>What's this?</i>  <i>It's a (bag).</i>  <i>Stand up.</i>  <i>Sit down.</i>  <i>Quiet, please.</i>	Behaving at school  <i>Please open your book.</i>  <i>Sorry, (Miss Jackson).</i>	Hello, Children, E & F song	<b>Ee</b> <i>elephant</i> <b>Ff</b> <i>frog</i>
<b>4 Colors</b> <ul style="list-style-type: none"> <li>• Ask about and describe objects by color</li> </ul>	<i>blue</i> <i>green</i> <i>orange</i> <i>purple</i> <i>red</i> <i>yellow</i>	<i>What color is it?</i>  <i>It's (red).</i>	Taking turns  <i>It's your turn.</i>	What Color Is It? Rainbow Colors G & H song  <b>Project:</b> making a rainbow	<b>Gg</b> <i>gift</i> <b>Hh</b> <i>hug</i>
<b>5 My Toys</b> <ul style="list-style-type: none"> <li>• Describe toys by color</li> </ul>	<i>ball</i> <i>car</i> <i>doll</i> <i>jump rope</i> <i>teddy</i> <i>toy box</i>	<i>It's a (red) car.</i>	Sharing with others  <i>Here. Have my (teddy bear).</i>	It's a Purple Doll. I, J, & K song	<b>Ii</b> <i>igloo</i> <b>Jj</b> <i>jam</i> <b>Kk</b> <i>kangaroo</i>



Topics & Objectives	Vocabulary	Structure	Values & Everyday English	Songs & Projects	Alphabet
<b>6 My Face</b> <ul style="list-style-type: none"> <li>Identify parts of the face using pronouns</li> </ul>	<i>ears</i> <i>eyes</i> <i>face</i> <i>mouth</i> <i>nose</i>  Numbers 6–10	<i>Wash your (face).</i> <i>Dry your (ears).</i>  <i>Touch your (ears).</i> <i>Clap.</i>	Keeping clean <i>(Wash) your (face), please.</i> <i>Yes, Mom.</i>	1, 2, 3 L, M, & N song	<b>Ll</b> <i>lemon</i> <b>Mm</b> <i>monkey</i> <b>Nn</b> <i>nest</i>
<b>7 My Clothes</b> <ul style="list-style-type: none"> <li>Identify clothes using pronouns</li> </ul>	<i>cap</i> <i>jacket</i> <i>pants</i> <i>shoes</i> <i>skirt</i> <i>T-shirt</i>	<i>This is my (skirt).</i>  <i>These are your (shoes).</i>	Respecting your clothes <i>Put on your smock.</i> <i>Yes, Miss Jackson.</i>	These Are Pants. O, P, & Q song  <b>Project:</b> decorating a T-shirt	<b>Oo</b> <i>octopus</i> <b>Pp</b> <i>penguin</i> <b>Qq</b> <i>quiet</i>
<b>8 Food</b> <ul style="list-style-type: none"> <li>Ask about and request quantities of food</li> </ul>	<i>banana</i> <i>cookie</i> <i>orange</i> <i>sandwich</i> <i>tomato</i> <i>water</i>	<i>How many (cookies)?</i> <i>(Three) (cookies), please.</i>  Plurals	Eating healthily <i>Have a healthy snack.</i>	A Sandwich For You. R, S, & T song	<b>Rr</b> <i>rainbow</i> <b>Ss</b> <i>sun</i> <b>Tt</b> <i>tiger</i>
<b>9 On the Farm</b> (Farm animals) <ul style="list-style-type: none"> <li>Ask about and identify animals</li> </ul>	<i>chicken</i> <i>cow</i> <i>duck</i> <i>goat</i> <i>horse</i> <i>pig</i>	<i>Is it a (goat)?</i> <i>Yes, it is.</i> <i>No, it isn't.</i>	Respecting nature <i>Don't touch, please.</i>	Is it a Duck? Hello, Pig! U, V, & W song  <b>Project:</b> making an animal puppet	<b>Uu</b> <i>up</i> <b>Vv</b> <i>violin</i> <b>Ww</b> <i>wave</i>
<b>10 Big and Small</b> (Sizes) <ul style="list-style-type: none"> <li>Ask about and describe things by size</li> </ul>	<i>big</i> <i>long</i> <i>short</i> <i>small</i> <i>thick</i> <i>thin</i>	<i>It's (big).</i> <i>Is it (short)?</i>	Working together <i>Let's do it together.</i> OK.	It's Small. X, Y, & Z song Alphabet song	<b>Xx</b> <i>box</i> <b>Yy</b> <i>yo-yo</i> <b>Zz</b> <i>zipper</i>





## Vocabulary

### Lesson 1

Listen and say. 1

Listen and find. 2

Sing. 3



Jig

Tess



## Structure

### Lesson 2

Point and say.

Listen and say. 🗣️ 4

Say and do.

Baz

Pat




# Song

## Lesson 3

Listen and sing. 🎧 5

Sing and do. 🎧 5

Trace and say.





# What's Your Name?


## Story

### Lesson 4


Look and listen. •) 6

Listen and act. •) 6

Say and do.



Hello. I'm Mrs. Ball.  
What's your name?



Hello, Mrs. Ball. I'm Baz!



# Values


## Lesson 5

Listen and point. 🗣️ 7

Listen and say. 🗣️ 7

Say and do.





# Alphabet

## Lesson 6

Learn the letters.

Sing. 🎵 8

Trace and match.

Aa

Bb



A

a

B

b



## Vocabulary

### Lesson 1

Listen and say. ▶▶ 9

Listen and find. ▶▶ 10

Look and say.

dad

grandma

brother

sister





grandpa



mom


## Structure

### Lesson 2

Point and say.

Listen and say. 🎧 11

Say and do.



Structure: *Who's this? It's my grandma.*

Unit 2 Lesson 2






# Song

## Lesson 3

Listen and sing. 🎧 12

Sing and do. 🎧 12

Think and match.







# Who's This?


## Story

### Lesson 4


Look and listen. 🎧 13

Listen and act. 🎧 13

Say and do.



Hello. Hello? Who's this?



Hello, Grandpa. It's Baz!



# Values

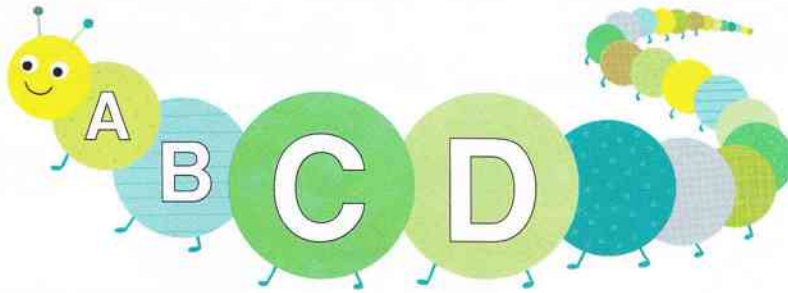
## Lesson 5

Listen and point. 🎧 14

Listen and say. 🎧 14

Say and do.





# Alphabet

## Lesson 6

Learn the letters.

Sing. 15

Match and trace.

Cc

Dd



C A B C D

d A B C D



## Vocabulary

### Lesson 1

Listen and say. ▶ 16

Listen and find. ▶ 17

Look and say.






## Structure

### Lesson 2

Point and say.

Listen and say.  18

Say and do.






# Song

## Lesson 3

Listen and sing. 🎧 19

Sing and do. 🎧 19

Think and group.







# Quiet, Please!

## Story

### Lesson 4

Look and listen. 20

Listen and act. 20

Say and do.



Quiet, please. Sit down.



Thank you.




# Values

## Lesson 5

Listen and point. 🎧 21

Listen and say. 🎧 21

Say and do.








## Alphabet

### Lesson 6

Learn the letters.

Sing.  22

Find and trace.

Ee



Ff



A B C d E F

a b c d E f

A B C D E f





## Vocabulary

### Lesson 1

Listen and say. 🎧 23

Listen and find. 🎧 24

Look and say.



blue



green



purple



# Structure

## Lesson 2

Point and say.

Listen and say.  25

Say and do.



yellow

orange

red

Structure: *What color is it? It's (orange).*




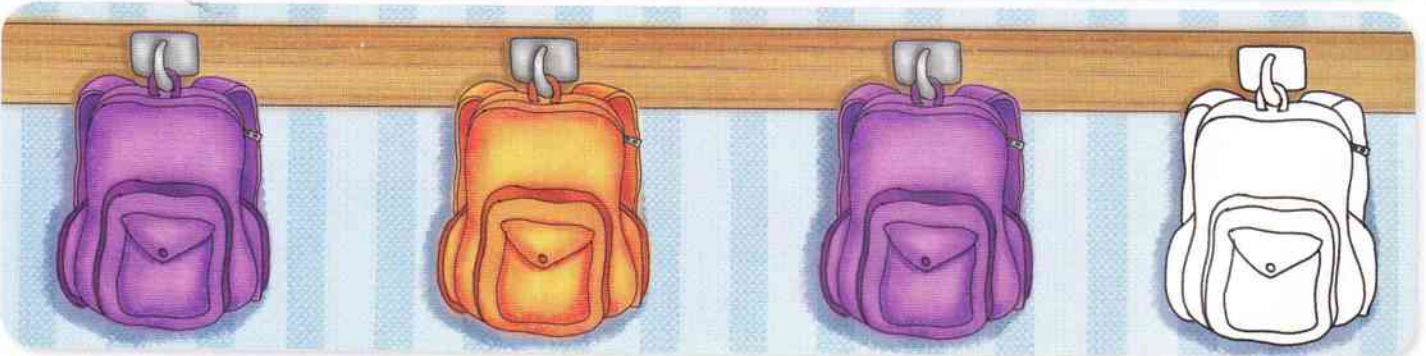


# Song

## Lesson 3

Listen and sing. 🎧 26

Sing and do. 🎧 26

Think and color.



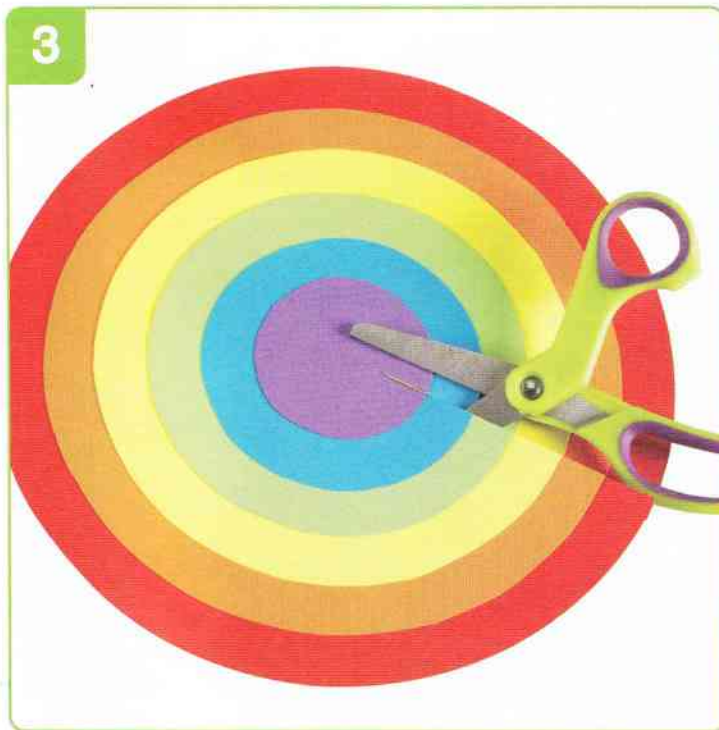
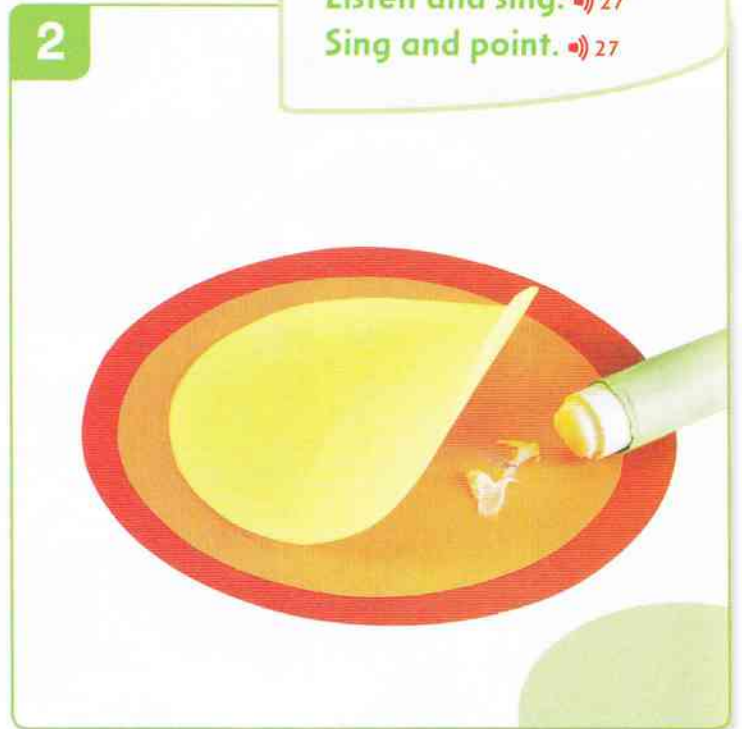
# Project

## Lesson 4

Make.

Listen and sing. 🎧 27

Sing and point. 🎧 27





# Values

## Lesson 5

Listen and point. 🎧 28

Listen and say. 🎧 28

Say and do.







## Alphabet

### Lesson 6

Learn the letters.

Sing.  29

Match and trace.

Gg



Hh



F

d

e

f

g

h

G

c

d

e

f

g

H

d

e

f

g

h




## Vocabulary

### Lesson 1

Listen and say. 🎧 30

Listen and find. 🎧 31

Look and say.



doll

teddy bear

jump rope




## Structure

### Lesson 2

Point and say.

Listen and say.  32

Say and do.



Structure: *It's a (red) (teddy bear).*

Unit 5 Lesson 2



# Song

## Lesson 3

Listen and sing. 🎧 33

Sing and do. 🎧 33

Think and match.







# What's This?


## Story

### Lesson 4


Look and listen. 🎧 34

Listen and act. 🎭 34

Say and do.



What's this?



It's a red car! Thank you, Jig.



# Values

## Lesson 5

Listen and point. 🎧 35

Listen and say. 🎧 35

Say and do.







# Alphabet

## Lesson 6

Learn the letters.

Sing. 36

Listen and trace. 37


Ii



Jj



Kk





## Vocabulary

### Lesson 1

Listen and say. ▶▶ 38

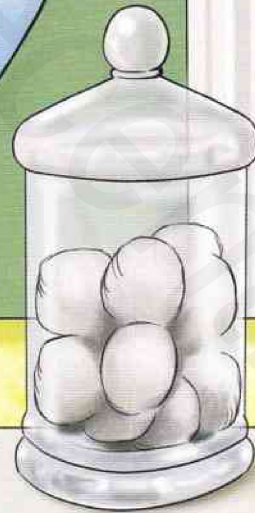
Listen and find. ▶▶ 39

Look and say.



face

mouth





## Structure

### Lesson 2

Point and say.

Listen and say. 🎧 40

Say and do.



Structure: *Wash your (face). Dry your (ears).*

Unit 6 Lesson 2

35





# Song

## Lesson 3


Listen and sing. 🎧 41

Sing and do. 🎧 41

Trace and say.







# Touch Your Ears!


## Story

### Lesson 4


Look and listen. 🎧 42

Listen and act. 🎧 42

Say and do.



Touch your ears!



Clap!



## Values

### Lesson 5


Listen and point. » 43

Listen and say. » 43

Say and do.







# Alphabet

## Lesson 6

Learn the letters.

Sing.  44

Trace and match.

L l

M m

N n






## Vocabulary

### Lesson 1


Listen and say. ▶▶ 45

Listen and find. ▶▶ 46

Say and do.



pants



shoes

jacket





## Structure

### Lesson 2

Point and say.

Listen and say.  47

Say and do.



T-shirt

skirt

cap



Structure: *This is my (skirt). These are your (shoes).*

Unit 7 Lesson 2



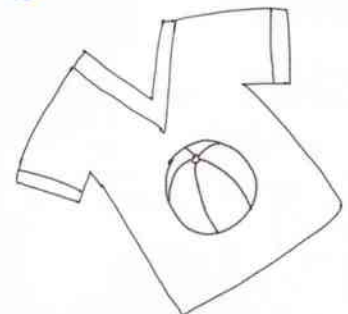
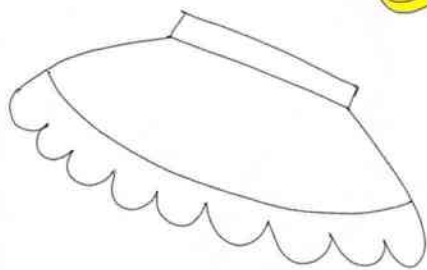
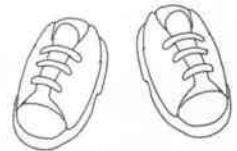
# Song

## Lesson 3

Listen and sing. 🎵 48

Sing and do. 🎵 48

Think, match, and color.





# Project

## Lesson 4

Make.

Listen and sing. 🎵 49

Sing and point. 🎵 49





# Values

## Lesson 5


Listen and point. 🎧 50

Listen and say. 🎧 50

Say and do.








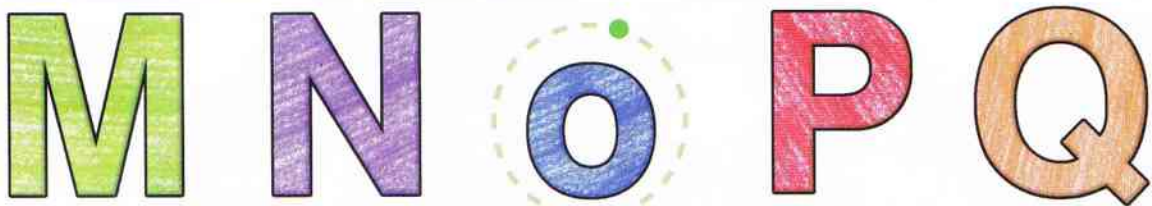

# Alphabet

## Lesson 6

Learn the letters.

Sing. 51

Find and trace.






## Vocabulary

### Lesson 1

Listen and say. 🎧 52

Listen and find. 🎧 53

Look and say.



banana



## Structure

### Lesson 2

Point and say.

Listen and say.  54

Say and do.

water




sandwich



tomato



orange



cookie



Structure: *How many (cookies)? (Three) (cookies), please.*






# Song

## Lesson 3

Listen and sing.  55

Sing and do.  55

Count and write.







# Four Cookies, Please!

## Story

### Lesson 4

Look and listen. 🎧 56

Listen and act. 🎧 56

Say and do.



Four cookies, please.



One cookie and one orange.  
Thank you.



# Values

## Lesson 5


Listen and point. 🎧 57

Listen and say. 🎧 57

Say and do.







# Alphabet

## Lesson 6

Learn the letters.


Sing. 58

Listen and trace. 59

Rr

Ss

Tt





## Vocabulary


### Lesson 1

Listen and say. 🎧 60


Listen and find. 🎧 61

Look and say.

goat



COW





## Structure

### Lesson 2

Point and say.

Listen and say.  62

Say and do.



horse



duck



chicken



pig

Structure: *Is it a (goat)? Yes, it is. / No, it isn't. It's a (cow).*



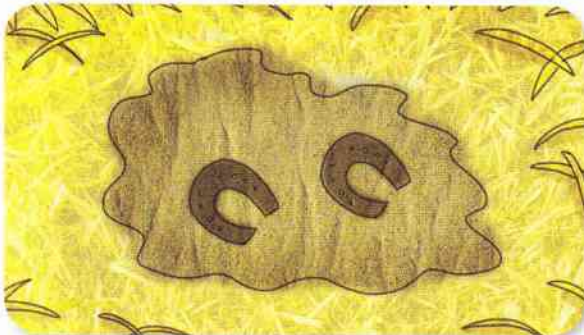
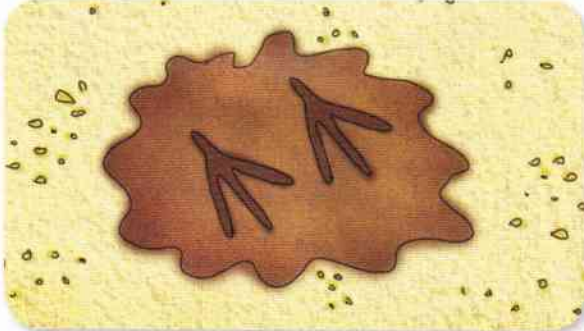

# Song

## Lesson 3

Listen and sing. 🎧 63

Sing and do. 🎧 63

Think and match.






# Project

## Lesson 4

Make.

Listen and sing. » 64

Sing and point. » 64






# Values

## Lesson 5

Listen and point. 🎧 65

Listen and say. 🎧 65

Say and do.







# Alphabet

## Lesson 6

Learn the letters.

Sing. 66

Match and trace.

A large rounded rectangle containing tracing guides for the letters Uu, Vv, and Ww. Each letter has a green dot at the top and a dotted line for tracing. Below the letters are three illustrations: a red arrow pointing up, a violin with its bow, and a young boy in a yellow shirt waving.

A 3x6 grid of letters for a matching and tracing activity. The letters are colored and some are circled with dashed lines. Row 1: u (light blue), S (red), T (green), U (light blue, dashed circle), V (purple), W (blue). Row 2: V (purple), S (red), T (green), U (light blue), V (purple, dashed circle), W (blue). Row 3: W (blue), S (red), T (green), U (light blue), V (purple), W (blue, dashed circle).




## Vocabulary

### Lesson 1


Listen and say. 🎧 67

Listen and find. 🎧 68


Look and say.



big



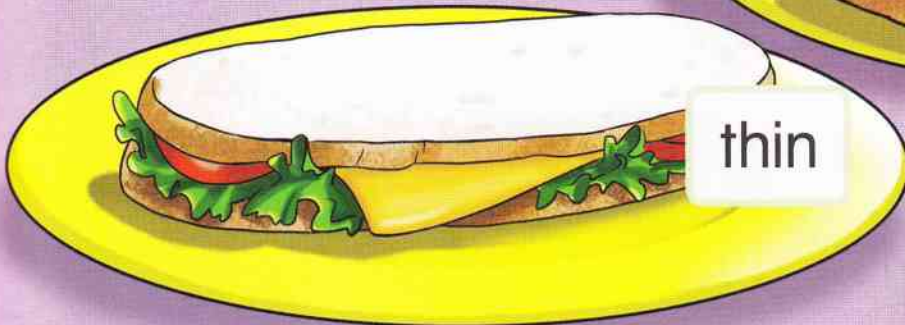
small



thick



thin






## Structure

### Lesson 2

Look and say.

Listen and say.  69


Say and do.



long



short






# Song

## Lesson 3

Listen and sing. 🎧 70

Sing and do. 🎧 70

Think and group.







# It's Your Brother!

## Story

### Lesson 4


Look and listen. 🎧 71

Listen and act. 🎧 71

Say and do.



Is it a sister?  
Is it a brother?



It's your brother. It's Adam.  
He's small!



# Values

## Lesson 5


Listen and point. 🎧 72

Listen and say. 🎧 72

Say and do.







# Alphabet

## Lesson 6

Learn the letters.


Sing. 73

Listen and trace. 74

Xx

Yy

Zz





**OXFORD**  
UNIVERSITY PRESS

Great Clarendon Street, Oxford, OX2 6DP, United Kingdom

Oxford University Press is a department of the University of Oxford.  
It furthers the University's objective of excellence in research, scholarship,  
and education by publishing worldwide. Oxford is a registered trade  
mark of Oxford University Press in the UK and in certain other countries

© Oxford University Press 2011

The moral rights of the author have been asserted

First published in 2011

2016 2015 2014 2013

10 9 8 7 6 5 4 3

**No unauthorized photocopying**

All rights reserved. No part of this publication may be reproduced, stored  
in a retrieval system, or transmitted, in any form or by any means, without  
the prior permission in writing of Oxford University Press, or as expressly  
permitted by law, by licence or under terms agreed with the appropriate  
reprographics rights organization. Enquiries concerning reproduction outside  
the scope of the above should be sent to the ELT Rights Department, Oxford  
University Press, at the address above

You must not circulate this work in any other form and you must impose  
this same condition on any acquirer

Links to third party websites are provided by Oxford in good faith and for  
information only. Oxford disclaims any responsibility for the materials  
contained in any third party website referenced in this work

ISBN: 978 0 19 443334 1 Student's Book  
ISBN: 978 0 19 443328 0 Audio CD  
ISBN: 978 0 19 443343 3 Pack

Printed in China

This book is printed on paper from certified and well-managed sources

**ACKNOWLEDGEMENTS**

The publisher would like to thank the following for their kind permission to reproduce  
photographs and other copyright material: Alamy pp.21 (elephant/AfriPics.com),  
37 (igloo/Arcticphoto), 46 (monkey/Juniors Bildarchiv), 73 (violin/Image Source),  
83 (zipper/M.Brodie); Getty Images p.30 (hug/Neil Beckerman/Taxi); iStockphoto  
p.5 (ant/Karel Brozi); Oxford University Press pp.6 (bear/Photodisc), 13 (clouds),  
14 (doughnut/Stockbyte), 17 (gift/Photodisc), 22 (frog/Photodisc), 38 (jam/John  
Foxx), 39 (kangaroo/Photodisc), 45 (lemon/Ingram), 54 (octopus/Photographers  
Choice), 55 (penguin/Ingram), 65 (tiger/Corbis/Digital Stock), 74 (wave/Photodisc);  
Shutterstock p.47 (nest/Steve Byland).

Cover illustration by: Paul Gibbs

Main illustrations by: Paul Gibbs

Other illustrations by: Helen Poole pp.18, 24, 30, 42, 48, 54, 60; Lesley Breen

Withrow pp.9, 15, 21, 27, 33, 39, 45, 51, 57, 63

All commissioned photography by: Graham Adler at MM Studios pp.08, 14, 20, 25,  
26, 32, 38 43, 44, 50, 55, 56, 62

With special thanks to staff and pupils at Larkrise Primary School, Oxford.



# First Friends

*first for English, first for fun,  
first for young children*

*First Friends* is a three-level course that makes the first years of learning English motivating and fun.

- The special phonics program is ideal for building letter-recognition skills and letter formation.
- Everyday English is taught through the context of important social values such as learning to share.
- Practical cross-curricular lessons link with other subjects such as math and science.
- Engaging activities focus on making connections and seeing patterns, improving critical thinking skills.



Oxford ›making  sense

- Student Book with Student Audio CD featuring songs, stories and everyday English
- Activity Book
- Split editions A & B:  
Student Book + Activity Book + Student Audio CD
- Teacher's Book
- Picture Cards
- Class Audio CD
- Oxford iTools: Digital Classroom Resources

**OXFORD**  
UNIVERSITY PRESS



ISBN 978-0-19-443343-3



9 780194 433433