

First Friends

2

Student Book



Susan Iannuzzi

OXFORD
UNIVERSITY PRESS

Level 2 Scope and Sequence

Topics & Objectives	Vocabulary	Structure	Values & Everyday English	Songs & Projects	Phonics
1 Hello (Greetings) <ul style="list-style-type: none"> Say hello and introduce yourself 	Adam Baz Jig Pat Tess 1–10 (review)	Hello / Hi. I'm ... Bye. How are you? I'm fine, thank you.	Being friendly Nice to see you. Nice to see you, too.	Lesson 2: Hello, Pat! Lesson 3: Point to Jig Lesson 6: a & b song	a apple b bird
2 My Classroom (Classroom objects) <ul style="list-style-type: none"> Ask about and identify things 	bin board chair door picture table window	What's this? It's a ...	Listening to the teacher Please put away your books and come here. Miss	Lesson 3: Look at Me Lesson 6: c & d song	c cat d dog
3 Playtime (Toys) <ul style="list-style-type: none"> Identify possessions 	balloon boat car doll game puzzle robot	This is my ... This is your ...	Learning to share Let's share. Here you are. Here you go.	Lesson 3: Doll and Robot Lesson 6: e & f song	e egg f fan
4 My Things (School possessions) <ul style="list-style-type: none"> Ask someone's age Ask about quantities 	book eraser lunch box notebook pencil pencil box water bottle	How many ...? Plurals How old are you?	Taking care of things Take care of your jacket.	Lesson 3: How Many Pencils? Lesson 4: Count With Me. Lesson 6: g & h song Project: number collage	g girl h hand
5 Shapes and Colors <ul style="list-style-type: none"> Describe the shape and color of objects 	circle rectangle square triangle black brown pink white	It's (brown). It's a (pink) (triangle).	Being neat and tidy Clean up. Let's work together.	Lesson 3: Shapes and Colors Lesson 6: i, j, & k song	i insect j jar k kite



Topics & Objectives	Vocabulary	Structure	Values & Everyday English	Songs & Projects	Phonics
6 Pets <ul style="list-style-type: none"> Learn about different types of pets Guess animals 	<i>butterfly</i> <i>dog</i> <i>fish</i> <i>mouse</i> <i>rabbit</i> <i>snail</i> <i>turtle</i> 11-20 (introduction)	<i>Is it a ...?</i> <i>Yes, it is.</i> <i>No, it isn't.</i>	Caring for pets <i>Come here, doggy.</i> <i>Here's your water.</i>	Lesson 3: How Many Butterflies? Lesson 6: l, m, & n song	<i>l</i> <i>lion</i> m <i>moon</i> n <i>nose</i>
7 My Closet (Clothes) <ul style="list-style-type: none"> Ask about and describe clothes by color 	<i>dress</i> <i>jeans</i> <i>shirt</i> <i>shoes</i> <i>shorts</i> <i>socks</i> <i>sweater</i>	<i>What color is it?</i> <i>It's ...</i> <i>What color are they?</i> <i>They're ...</i> <i>His / Her</i>	Helping out at home <i>Please pick up ...</i> <i>Please fold ...</i> <i>Sure.</i>	Lesson 3: Socks on the Bed Lesson 4: Butterfly, Butterfly Lesson 6: o, p, & q song Project: make a butterfly	o <i>octopus</i> p <i>pen</i> q <i>queen</i>
8 Me (Parts of the body) <ul style="list-style-type: none"> Identify and count parts of the body 	<i>arms</i> <i>fingers</i> <i>hair</i> <i>head</i> <i>knees</i> <i>legs</i> <i>toes</i>	<i>I have ...</i>	Playing respectfully <i>Not so loud, please.</i> <i>Sorry, Dad.</i>	Lesson 3: How Many Toes? Lesson 6: r, s, & t song	r <i>radio</i> s <i>star</i> t <i>tent</i>
9 Family (Family members) <ul style="list-style-type: none"> Name family members Describe family relationships 	<i>aunt</i> <i>cousin</i> <i>dad</i> <i>grandma</i> <i>grandpa</i> <i>mom</i> <i>uncle</i>	<i>He / She is ...</i> <i>They are ...</i> <i>We are ...</i>	Loving your family <i>I love you, (Grandpa).</i> <i>We love you, too.</i>	Lesson 3: Look at my Pictures Lesson 6: u, v, & w song	u <i>umbrella</i> v <i>van</i> w <i>water</i>
10 My Party (Various foods) <ul style="list-style-type: none"> Talk about likes and dislikes 	<i>cake</i> <i>candy</i> <i>ice cream</i> <i>juice</i> <i>pizza</i> <i>sandwich</i> <i>spaghetti</i>	<i>I like ...</i> <i>I don't like ...</i>	Waiting your turn <i>Is it my turn?</i> <i>Just a minute, please.</i>	Lesson 3: Happy Birthday Lesson 4: A Present for You Lesson 6: x, y, & z song Project: make a birthday mobile	x <i>fox</i> y <i>yogurt</i> z <i>zebra</i>




Vocabulary

Lesson 1

Listen and say. 1

Listen and find. 2

Look and say.



Tess

Structure

Lesson 2

Point and say.

Listen and say. 🎧 3

Sing. 🎵 4

Baz



Pat

Jig



Adam



Structure: Hello. I'm ... Hi. How are you? I'm fine, thank you. Bye.

Unit 1 Lesson 2

5

Song

Lesson 3

Listen and sing. 🎧 5

Sing and do. 🎧 5

Trace. Count and match.



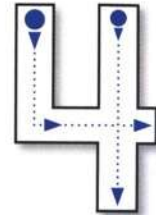
one



two




three



four



five



six




seven



eight



nine



ten



Sit Down, Jig


Story


Lesson 4

Look and say.

Listen. → 6

Listen and act. → 6




 Hello, Pat! Stand up!




 Clap, Pat, clap!



 It's Baz! Sit down, Jig!



 Hello, Pat! Hello, Jig.


Values

Lesson 5

Listen and say. 🎧 7

Say and do.

Act.



Hello, Hannah.
Nice to see you.

Hello, Miss Page.
Nice to see you, too.

Phonics

Lesson 6

Learn the sounds.

Sing.  8

Find.

a b c d e f g h i j k l m n
o p q r s t u v w x y z

A a



apple

B b



bird




Vocabulary

Lesson 1

Listen and say. 🎧 9

Listen and find. 🎧 10

Look and say.




Structure

Lesson 2

Point and say.

Listen and say.  11

Say and do.



board

Aa Bb

door

picture

Song

Lesson 3

Listen and sing. 🎧 12

Sing and do. 🎧 12

Think and group.





What's This?

Story

Lesson 4

Look and say.

Listen. ▶ 13

Listen and act. ▶ 13



What's this?
It's a chair.



What's this?
It's a door.



What's this?
It's a bin.



What's this?
It's a dog! Woof! Woof!

Values

Lesson 5

Listen and say. 🎧 14

Say and do.

Act.

Please put away your books and come here.

Yes, Miss Page.



Phonics

Lesson 6

Learn the sounds.

Sing.  15

Find.

a b **c d** e f g h i j k l m n
o p q r s t u v w x y z

Cc



cat

Dd



dog



Vocabulary

Lesson 1

Listen and say. 🎧 16

Listen and find. 🎧 17

Look and say.

boat

puzzle

doll

game


Structure

Lesson 2


Point and say.

Listen and say. 🎧 18

Say and do.



balloon



robot



car

Structure: *This is my ... This is your ...*

Unit 3 Lesson 2

17



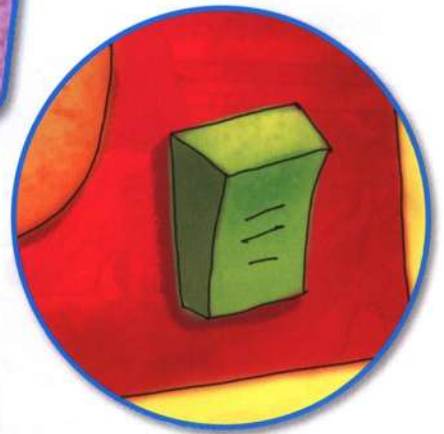

Song

Lesson 3

Listen and sing. 🎧 19

Sing and do. 🎧 19

Think and match.





Jig and the Balloon

Story

Lesson 4

Look and say.

Listen. 🎧 20

Listen and act. 🎧 20




🐰 Hello, Pat!
🐱 Hi, Jig!



🐰 This is my balloon.
🐱 This is my car.



🐱 Sit down, Jig.
🐰 OK.



🐱 Get ready. 5, 4, 3, 2, 1!
🐰 Goodbye!


Values

Lesson 5

Listen and say. 🗣️ 21

Say and do.

Act.



Let's share.
Here you are.


Thank you.
Here you go.

www.languagecentre.ir

Phonics

Lesson 6

Learn the sounds.

Sing.  22

Find.

a b c d **e f** g h i j k l m
n o p q r s t u v w x y z

E e




egg

F f



fan



Vocabulary

Lesson 1

Listen and say. 🎧 23

Listen and find. 🎧 24

Look and say.



water bottle

book

Structure

Lesson 2

Point and say.

Listen and say.  25

Say and do.

3

4

5



notebook



pencil



pencil box



eraser



Song

Lesson 3

Listen and sing. 🎧 26

Sing and do. 🎧 26

Think and group.





Project

Lesson 4

Look and say.

Make.

Sing. 🎵 27



Values

Lesson 5

Listen and say. 🎧 28

Say and do.

Act.



Take care of
your jacket.

Thank you.



Phonics

Lesson 6

Learn the sounds.

Sing.  29

Find.

a b c d e f **g h** i j k l m n
o p q r s t u v w x y z

Gg



girl

Hh



hand



Vocabulary


Lesson 1

Listen and say. 🎧 30


Listen and find. 🎧 31

Look and say.

circle



square



brown

pink

Structure

Lesson 2

Point and say.

Listen and say.  32


Say and do.



triangle



rectangle



black

white

Structure: *It's (brown). It's a (pink) (triangle).*

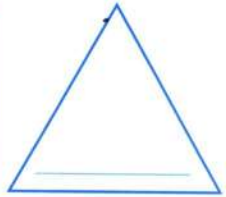

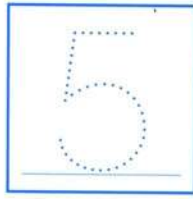
Song

Lesson 3

Listen and sing. 🎵 33

Sing and do. 🎵 33

Think and count.





It's a Red Hat!

Story

Lesson 4


Look and say.

Listen. ▶▶ 34

Listen and act. ▶▶ 34



1 What's this? It's a red hat.



2 It's a red and white hat!



3 It's a red, white, and pink hat!



4 It's Jig in a hat!

www.languagecentre.ir

Values

Lesson 5

Listen and say.  35

Say and do.

Act.



Clean up!

Let's work together.

Phonics

Lesson 6

Learn the sounds.

Sing.  36

Find.

a b c d e f g h **i j k** l m
n o p q r s t u v w x y z

Ii

Jj

Kk



insect



jar



kite



Vocabulary

Lesson 1

Listen and say. 🎧 37

Listen and find. 🎧 38

Look and say.

rabbit

mouse

turtle

dog

butterfly

Structure

Lesson 2

Point and say.

Listen and say.  39

Say and do.



Pet Store

OPEN



Structure: *Is it a ...? Yes, it is / No, it isn't.*

Unit 6 Lesson 2

35

Song

Lesson 3

Listen and sing. 🎧 40

Sing and do. 🎧 40

Think and match.





Is it a Rabbit?


Story

Lesson 4


Look and say.

Listen. ▶▶ 41


Listen and act. ▶▶ 41



Is it a rabbit?
No, it isn't.



Is it a fish?
No, it isn't.



Is it a mouse?
No, it isn't.



Look. It's a dog!

Values

Lesson 5

Listen and say. 🎧 42

Say and do.

Act.

Come here, doggy!
Here's your water.



a b c d e f g h i j k **l m n**
o p q r s t u v w x y z

Phonics

Lesson 6

Learn the sounds.

Sing.  43

Find.

L **l**

M **m**

N **n**




lion



moon



nose



Vocabulary

Lesson 1

Listen and say. 🎧 44

Listen and find. 🎧 45

Look and say.



shirt

socks

shorts

dress

Structure

Lesson 2

Point and say.

Listen and say.  46


Say and do.



jeans



sweater



shoes

Structure: What color is it? It's ... What color are they? They're ...

Song

Lesson 3

Listen and sing. 🎧 47

Sing and do. 🎧 47

Think and match.



Project

Lesson 4

Make.

Sing. 🎵 48

Sing and do. 🎵 48

1



2



3



4



Values

Lesson 5

Listen and say. 🗣️ 49

Say and do.

Act.



Please pick up your shirt.
Please fold your clothes.

Sure, Dad.

Phonics

Lesson 6


Learn the sounds.

Sing.  50

Find.

a b c d e f g h i j k l m n

o p q r s t u v w x y z



octopus



pen



queen




Vocabulary

Lesson 1

Listen and say. 🎧 51

Listen and find. 🎧 52

Look and say.



head

legs


Structure

Lesson 2

Point and say.

Listen and say.  53

Say and do.



fingers

hair

arms

knees

toes

Baz



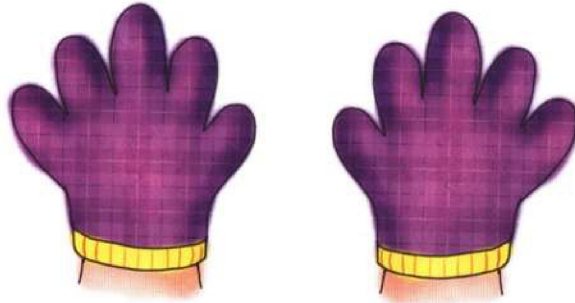
Song

Lesson 3

Listen and sing. » 54

Sing and do. » 54

Think and match.





I Have Ten Fingers!

Story

Lesson 4


Look and point.

Listen and say. ▶▶ 55


Listen and act. ▶▶ 55




1 You have a rabbit!



2 You have a dog!



3 You have a butterfly!



4 Now, I have two hands and ten fingers!

Values

Lesson 5

Listen and say.  56

Say and do.

Act.

Not so loud, please.

Sorry, Dad.



Phonics

Lesson 6

Learn the sounds.

Sing. 🎵 57

Find.

a b c d e f g h i j k l m n
o p q **r s t** u v w x y z

Rr



radio

Ss



star

Tt



tent



Vocabulary

Lesson 1

Listen and say. 🎧 58

Listen and find. 🎧 59

Look and say.

uncle

mom

aunt

cousin

Structure

Lesson 2

Point and say.

Listen and say.  60

Say and do.

dad

grandma

grandpa

Structure: *He / She is ... They are ...*

Unit 9 Lesson 2

53


Song

Lesson 3

Listen and sing. 🎧 61

Sing and do. 🎧 61

Think and find.



This is My Family!

Story

Lesson 4

Look and say.

Listen. 🎧 62

Listen and act. 🎧 62




They are my dad and my mom.
Wow!



This is grandma and grandpa!
Wow!



This is ...
You, Tess! You're a baby!



No, it isn't Tess. It's me!
Sorry, Baz!

Values

Lesson 5

Listen and say. 🗣️ 63

Say and do.

Act.

I love you, Grandma.
I love you, Grandpa.

We love you, too.



Phonics

Lesson 6

Learn the sounds.

Sing.  64

Find.

a b c d e f g h i j k l m
n o p q r s t **u v w** x y z

U u

V v

W w



umbrella



van



water




Vocabulary

Lesson 1

Listen and say. ▶▶ 65

Listen and find. ▶▶ 66

Look and say.



candy

spaghetti

sandwich

ice cream



Structure

Lesson 2

Point and say.
Listen and say. 67
Say and do.

juice

pizza

cake

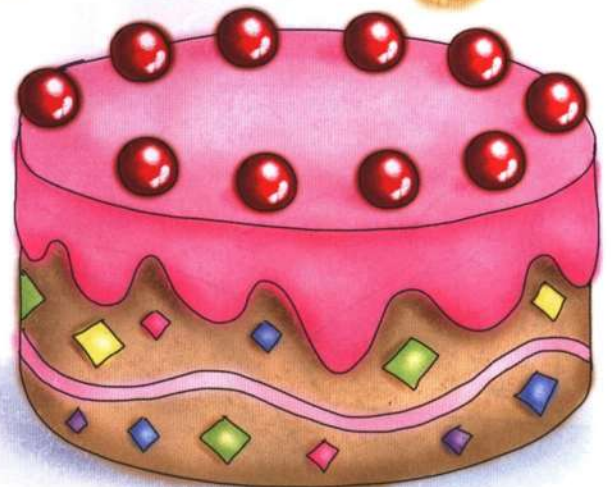
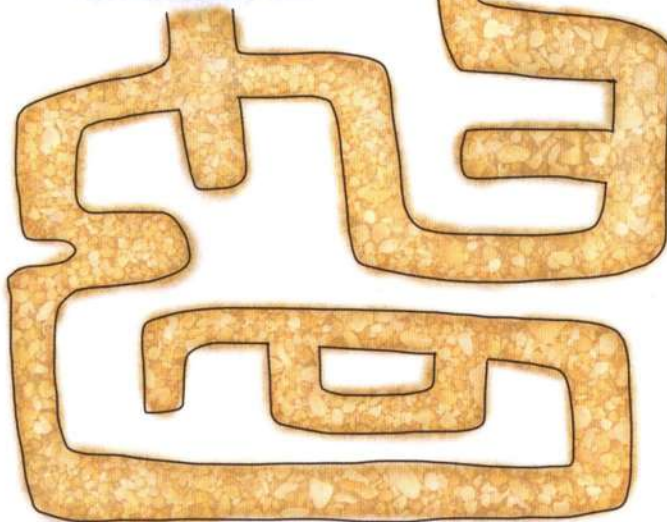

Song

Lesson 3

Listen and sing. 🎧 68

Sing and do. 🎧 68

Think and find.






Project

Lesson 4

Make.

Sing.  69

Sing and do.  69



Values

Lesson 5

Listen and say. 🎧 70

Say and do.

Act.



Is it my turn?

Just a minute, please.

a b c d e f g h i j k l m
n o p q r s t u v w **x y z**

Phonics

Lesson 6

Learn the sounds.

Sing.  71

Find.

X x



fox

Y y



yogurt

Z z



zebra



OXFORD
UNIVERSITY PRESS

Great Clarendon Street, Oxford, OX2 6DP, United Kingdom

Oxford University Press is a department of the University of Oxford.
It furthers the University's objective of excellence in research, scholarship,
and education by publishing worldwide. Oxford is a registered trade
mark of Oxford University Press in the UK and in certain other countries

© Oxford University Press 2011

The moral rights of the author have been asserted

First published in 2011

2016 2015 2014 2013

10 9 8 7 6 5 4 3

No unauthorized photocopying

All rights reserved. No part of this publication may be reproduced, stored
in a retrieval system, or transmitted, in any form or by any means, without
the prior permission in writing of Oxford University Press, or as expressly
permitted by law, by licence or under terms agreed with the appropriate
reprographics rights organization. Enquiries concerning reproduction outside
the scope of the above should be sent to the ELT Rights Department, Oxford
University Press, at the address above

You must not circulate this work in any other form and you must impose
this same condition on any acquirer

Links to third party websites are provided by Oxford in good faith and for
information only. Oxford disclaims any responsibility for the materials
contained in any third party website referenced in this work

ISBN: 978 0 19 443335 8 Book
ISBN: 978 0 19 443329 7 Audio CD
ISBN: 978 0 19 443344 0 Pack

Printed in China

This book is printed on paper from certified and well-managed sources

ACKNOWLEDGEMENTS

The publisher would like to thank the following for permission to reproduce photographs:
Alamy pp.21 (fan/WoodyStock), 27 (hand/Amana Images inc.), 33 (insect/
Blickwinkel, kite/Arco Images GmbH), 51 (star/Andrzej Tokarski), 57 (water/
Foodfolio), 63 (yogurt/Bon Appetit); Getty Images pp.15 (cat/Dave King/Dorling
Kindersley), 51 (radio/Dorling Kindersley); iStockphoto p.51 (tent/Camilla
Wisbauer); Oxford University Press pp.9 (apple/Photodisc, bird/Juniors Bildarchiv/
Alamy), 15 (dog/Photodisc), 21 (egg/Photodisc), 27 (girl/Mark Mason), 33 (jar/
Ingram), 38 (boy/Gareth Boden), 39 (lion/Photodisc, moon/Photodisc), 45 (pen/
Mark Mason, octopus/Don Farrall/Photographers Choice/Getty), 45 (queen/Image
Source), 57 (umbrella/Paul Bricknell), 63 (fox/Digital Vision, zebra/Ingram);
Shutterstock p.57 (van/Rob Wilson).

Cover illustration by: Paul Gibbs

Main illustrations by: Paul Gibbs

Other Illustrations by: Helen Poole pp.6, 12, 18, 24, 30, 36, 42, 48, 60

All commissioned photography by: Graham Adler at MM Studios pp.08, 14, 20, 25,
26, 32, 38, 43, 44, 50, 56, 61, 62

With special thanks to staff and pupils at Larkrise Primary School, Oxford.